



ONTARIO COUNTY NEEDS ASSESSMENT

CONDUCTED JANUARY 28 – MARCH 31, 2009



SURVEY SUMMARY AND DEMOGRAPHICS

FINAL REPORT

REVISION LEVEL 1.6

ALPHA NUMERIX CONSULTING
APRIL, 2009

2009 ONTARIO COUNTY NEEDS ASSESSMENT STUDY

ONTARIO COUNTY NEEDS ASSESSMENT STUDY

EXECUTIVE SUMMARY

Key findings of this study were:

- This study was commissioned by the Ontario County Partners for Community Solutions Committee with a primary objective of determining the needs of the county as a first step toward addressing the most significant unmet county needs and laying the groundwork for formulating an overall county plan
- An extensive network of electronic and hard copy submissions yielded 1,539 completed surveys for a statistically significant sampling of Ontario County needs
- With an average of nearly eight (8) Personal Needs identified per survey submitted, the areas of Economy, Financial Self-sufficiency, Transportation, and Health produced the highest concentrations of need
- Perceptions of the needs of the county were broadly based, ranking Economy factors high while including critical factors for Children & Youth, Housing, and Public Safety
- Selecting one key unmet need in the county from each category, respondents ranked Economy and Transportation factors high on the list
- Normalization of unmet Ontario needs produced the following top ten (10) key factors:
 - Accessibility of health insurance (Health)
 - Assistance for low income households for heat, fuel, and utilities (Financial)
 - Availability of doctors who accept Medicaid/Medicare (Health)
 - Reduced drug- and alcohol-related crimes (Public Safety)
 - Availability of safe, affordable housing (Housing)
 - Availability of doctors and medical facilities (Health)
 - Support for children living in poverty (Children & Youth)
 - Youths in trouble with the law (Children & Youth)
 - Attracting new businesses / keeping current businesses (Economy)
 - Help for abused and neglected children and their families (Children & Youth)
- Additional data was gathered for perceptions of problems being seen by or receiving services from health care professionals in Ontario County and medical and dental insurance coverage
- A reasonable approximation of key demographics for Ontario County was represented in the 82% of total submissions providing personal information

ONTARIO COUNTY NEEDS ASSESSMENT STUDY

TABLE OF CONTENTS

Ontario County Needs Assessment Study 2

 Executive Summary..... 2

 Methodology 4

 Ontario County Partners for Community Solutions 4

 Areas of Need..... 5

 Survey Response 5

Composite Population Needs..... 6

 Personal Needs 6

 Community Needs 7

 Unmet Needs..... 8

 Normalized Stack Ranking of Unmet Needs..... 9

Summary of Responding Population Characteristics..... 10

Needs by Category 14

 Children and Youth..... 14

 Education..... 16

 Housing..... 18

 Financial Self-Sufficiency 20

 Economy..... 22

 Public Safety..... 24

 Transportation 26

 Health 28

 Additional Health Information 32

Needs by Demographics..... 34

 Gender..... 35

 Age 37

 Ethnicity 45

 Household Income..... 50

 Employment..... 56

 Marital Status..... 64

Additional Comments 70

METHODOLOGY

In 2008, the Ontario County Partners for Community Solutions Committee developed a primary objective of determining the needs of the county, addressing the most significant unmet needs, and laying the groundwork for formulating an overall county plan. In coordination with county agencies and experts, a needs assessment survey was developed as the keystone to the plan. The purpose of the assessment was to provide a wide array of data about conditions in Ontario County that impact the well-being of residents from which community partners could meet their agency needs for data, secure additional funding, or to make decisions about existing funding.

Starting with 115 basic categories developed by the Center for Governmental Research where census data was collected and supplemental information was available, the committee determined the most appropriate set of potential needs for residents of the county. Input was invited from county agencies and experts, with over 50 organizations reviewing and contributing to the composition of the survey form. The final document was a balance between obtaining as much information as possible in one survey process and keeping the form short and simple enough for residents to understand and use. The final document, presenting 64 needs for residents to rate, was designed in multiple formats:

- Electronic version for websites (English)
- Electronic version for websites (Spanish)
- Hard copy version for distribution to public sites (English)
- Hard copy version for distribution to public sites (Spanish)
- Large print version

Availability of the survey was published on the Ontario County website, multiple other public and agency sites, in addition to being advertised in community newspapers and newsletters. Distribution, with the assistance of college interns, was made to over 50 public sites, agencies, governmental offices, health offices, housing complexes, and commercial locations. In some instances, special facilitation enabled contributors to better understand the language and intent of the survey. Websites and all forms of the survey were available throughout the months of February and March. Every attempt was made to include as full of a range of demographic representation as practically possible.

This report presents the summary of data collected from all Ontario County survey contributors for each category and all major demographic subsets.

ONTARIO COUNTY PARTNERS FOR COMMUNITY SOLUTIONS

Participating members of the Ontario County Partners for Community Solutions Committee:

Eileen Tiberio, Commissioner, Ontario County Department of Social Services

Rhoda Childs, Regional Director, United Way of Ontario County

Helen Sherman, RN, Director, Ontario County Office for the Aging

Patricia Dhondt-Campbell, RD, CDN, Nutrition Services Coordinator, Office for the Aging

Patricia D'Amico, Director, Ontario County Youth Bureau

Robert Doeblin, Director of Resident Services, Geneva Housing Authority

Mary Beer, Ontario County Public Health Director

Bonnie Ross, Senior Vice President of Strategic Initiatives, Thompson Health

Barbara Roszak, Director of Preventive Health Services, Ontario County Public Health

Deacon Claude Lester, Executive Director, Canandaigua Churches in Action

Kielynn Banker, Community-Based Research Intern, Hobart and William Smith Colleges

AREAS OF NEED

Eight (8) primary areas of need were tested in the survey:

- Children and Youth
- Education
- Housing
- Financial Self-Sufficiency
- Economy
- Public Safety
- Transportation
- Health

Additionally, two sections of the survey inquired about community availability of services by health care professionals and extent of medical and dental health insurance coverage.

The complete list of needs is presented for each area in the *Needs by Category* section of this report.

SURVEY RESPONSE

856 completed surveys were electronically submitted via a network of website notices to a central database hosted on the Zoomerang site. 683 hard copy forms were returned, entered manually into a separate web database by Ontario County staff and interns from Hobart and William Smith College. Total submissions were 1,539, making the results representative for the Ontario County population and determining a confidence level of 95% with a margin of error at $\pm 3\%$ based on the latest Ontario County census population.

There were no recorded incidents of duplicate surveys, ballot box stuffing, careless, or irresponsible input. Generally, the responses were complete and thoughtful with a wide range of comments to complement data.

COMPOSITE POPULATION NEEDS

Survey respondents were asked their opinion of the county's needs from three (3) different perspectives:

- personal needs - areas of need for them, personally
- community needs - areas where they perceived general needs in the county
- unmet needs – specific areas of greatest unmet needs in the county

PERSONAL NEEDS

In an era with a national focus on the economy, it was not surprising that areas of Economy and Financial Self-Sufficiency were frequently among the highest ranking personal needs.

Rank	Need	Topic Area
1	Availability of jobs	Economy
2	Attracting new businesses / keeping current businesses	Economy
3	Access to dental services	Health
4	Availability of doctors and medical facilities	Health
5	Availability of safe, affordable housing	Housing
6	Assistance for low income households for heat, fuel, & utilities	Financial
7	Accessibility of health insurance	Health
8	Availability and convenience of public transportation	Transportation
9	Home owner assistance	Housing
10	Availability of doctors who accept Medicaid / Medicare	Health
11	Educational opportunities for people 25 and older	Education
12	Disaster preparedness	Public Safety
13	Assistance for low income households for adequate food	Financial
14	Earned income tax credit participation	Financial
15	Affordable childcare	Financial
16	Transportation for seniors and people with disabilities	Transportation
17	Legal assistance	Financial
18	Availability of children before- and after-school programs	Children & Youth
19	Programs for obesity and overweight	Health
20	Medicaid eligibility assistance	Health
21	Reduced violent crimes	Public Safety
22	Emergency food	Financial
23	Means of transportation to work	Transportation
24	Reduced property crimes	Public Safety
25	Reduced drug- and alcohol-related crimes	Public Safety

The top seven (7) factors on this list were clearly the most important personal needs in Ontario County. They consistently ranked high on most demographic sub classifications.

On average, respondents identified just less than eight (8) personal needs per submitted survey. The area of Economy received the greatest overall attention, with Transportation, Financial, and Health identified as other prime concentrations of personal needs.

COMMUNITY NEEDS

With the exception of the two (2) key Economy factors, perceptions of needs in the county, in general, produced a significantly different list from that of personal needs. Needs for Children & Youth dominated the list while Housing and Public Safety remained critical factors. The overall perception of county needs for Health factors was considerably less.

Rank	Need	Topic Area
1	Attracting new businesses / keeping current businesses	Economy
2	Availability of jobs	Economy
3	Help for abused and neglected children and their families	Children & Youth
4	Support for children living in poverty	Children & Youth
5	Youths in trouble with the law	Children & Youth
6	Availability of safe, affordable housing	Housing
7	Reduced drug- and alcohol-related crimes	Public Safety
8	Assistance for low income households for heat, fuel, & utilities	Financial
9	Safe homes for women in crisis	Housing
10	Availability of children before- and after-school programs	Children & Youth
11	Assistance for the homeless	Housing
12	Support for children in single-parent households	Children & Youth
13	Teen pregnancy prevention and education	Children & Youth
14	Reduced juvenile delinquency	Public Safety
15	Availability of parenting skills education	Children & Youth
16	Assistance for low income households for adequate food	Financial
17	Transportation for seniors and people with disabilities	Transportation
18	Emergency housing	Housing
19	Reduced domestic violence	Public Safety
20	Affordable childcare	Financial
21	Seniors/disabled/youth/mentally disabled specialty housing	Housing
22	Availability and convenience of public transportation	Transportation
23	Accessibility of health insurance	Health
24	Home owner assistance	Housing
25	Programs for obesity and overweight	Health

The top fourteen (14) factors on this list all received over 1,000 nominations as a community need. 76% of respondents rated *Attracting new businesses / keeping current businesses* a community need. *Availability of jobs* was selected by 73% and the next three (3) Children & Youth needs on the list were all identified by more than 70% of people answering the survey.

On average, respondents identified a surprisingly high thirty-five (35) community needs per survey. The areas of concern were broadly distributed with Economy, Children & Youth, Housing, and Public Safety issues identified more frequently on average than those from other areas.

Note that the two primary personal Health needs for *Access to dental services* and *Availability of doctors and medical facilities* did not rank in the top 25 perceived community needs, falling to 35th and 49th place on the list of perceived community needs.

Other factors, such as the three (3) top Children & Youth needs, *Reduced drug- and alcohol-related crimes*, *Assistance for low income households for heat, fuel, & utilities*, and *Safe homes for women in crisis*, were not among the top personal needs but ranked in the top ten for respondents' perception of community needs.

UNMET NEEDS

Within each topic area, people were asked to select one factor that they believed was the greatest unmet need in Ontario County. The ranking of those factors by simply the highest number of selections was:

Rank	Need	Topic Area
1	Attracting new businesses / keeping current businesses	Economy
2	Availability of jobs	Economy
3	Availability and convenience of public transportation	Transportation
4	Means of transportation to work	Transportation
5	Reduced drug- and alcohol-related crimes	Public Safety
6	Availability of safe, affordable housing	Housing
7	Assistance for low income households for heat, fuel, and utilities	Financial
8	Transportation for seniors and people with disabilities	Transportation
9	Educational opportunities for people 25 and older	Education
10	High school graduation rates	Education
11	Reduced juvenile delinquency	Public Safety
12	Accessibility of health insurance	Health
13	Support for children living in poverty	Children & Youth
14	Home owner assistance	Housing
15	Youths in trouble with the law	Children & Youth
16	Affordable childcare	Financial
17	Education services for children with special needs	Education
18	Assistance for the homeless	Housing
19	Help for abused and neglected children and their families	Children & Youth
20	Seniors/disabled/youth/mentally disabled specialty housing	Housing
21	Reduced domestic violence	Public Safety
22	Improved school attendance	Education
23	Availability of pre-school	Education
24	Availability of children before- and after-school programs	Children & Youth
25	Retired people having to return to work	Financial

While retaining 72% of the factors from the community needs list, the ranking changed significantly. Of the higher ranking community needs that respondents left off the list and, therefore, may have considered “met” were *Safe homes for women in crisis*, *Support for children in single-parent households*, and *Teen pregnancy prevention and education*.

NORMALIZED STACK RANKING OF UNMET NEEDS

To account for the disparity in the number of factors in each category from which the greatest unmet need was selected, data was normalized first for the number of factors and second for the relative number of overall needs selected in each category. The resultant list is a more representative approximation of the perceived set of Ontario County unmet needs:

Rank	Need	Topic Area
1	Accessibility of health insurance	Health
2	Assistance for low income households for heat, fuel, and utilities	Financial
3	Availability of doctors who accept Medicaid/Medicare	Health
4	Reduced drug- and alcohol-related crimes	Public Safety
5	Availability of safe, affordable housing	Housing
6	Availability of doctors and medical facilities	Health
7	Support for children living in poverty	Children & Youth
8	Youths in trouble with the law	Children & Youth
9	Attracting new businesses / keeping current businesses	Economy
10	Help for abused and neglected children and their families	Children & Youth
11	Affordable childcare	Financial
12	Availability of jobs	Economy
13	Availability of children before- and after-school programs	Children & Youth
14	Educational opportunities for people 25 and older	Education
15	Programs for children's mental health	Health
16	Programs for obesity and overweight	Health
17	Support for children in single-parent households	Children & Youth
18	Availability and convenience of public transportation	Transportation
19	High school graduation rates	Education
20	Availability of parenting skills education	Children & Youth
21	Hospice or end of life services	Health
22	Teen pregnancy prevention and education	Children & Youth
23	Reduced juvenile delinquency	Public Safety
24	Retired people having to return to work	Financial
25	Support for caregivers	Health

Approximately 2/3 of the previous unmet needs ranking were retained on the normalized list. Factors from categories with small numbers of needs such as Transportation and Economy received less weighting than those from categories with much larger numbers of needs to chose from, specifically Health. The result is increased emphasis on needs where "votes" count more.

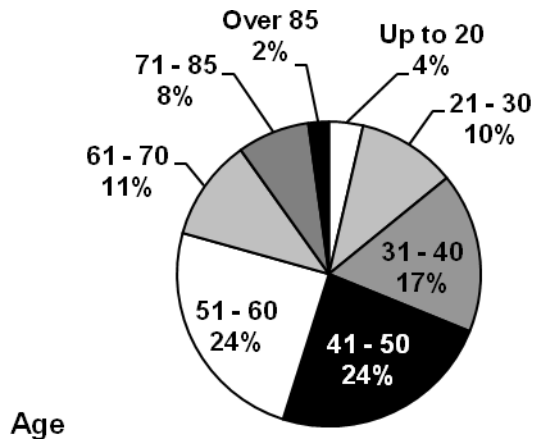
This list comprises a reasonable starting point for consideration as a key component of a long-term plan for addressing overall Ontario County needs

SUMMARY OF RESPONDING POPULATION CHARACTERISTICS

Survey respondents provided information about themselves in a range of categories. Following is a summary of the composite contributing population for each characteristic. Needs analysis for major demographic classifications are presented in the final report section.

AGE

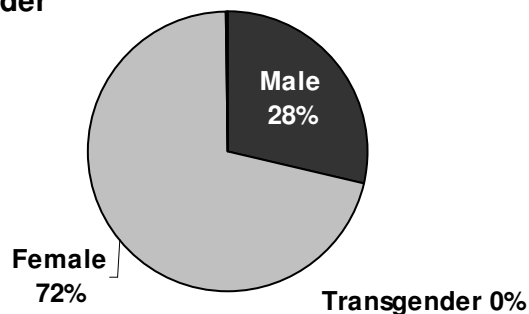
A standard profile of age distribution was represented by survey contributors.



GENDER

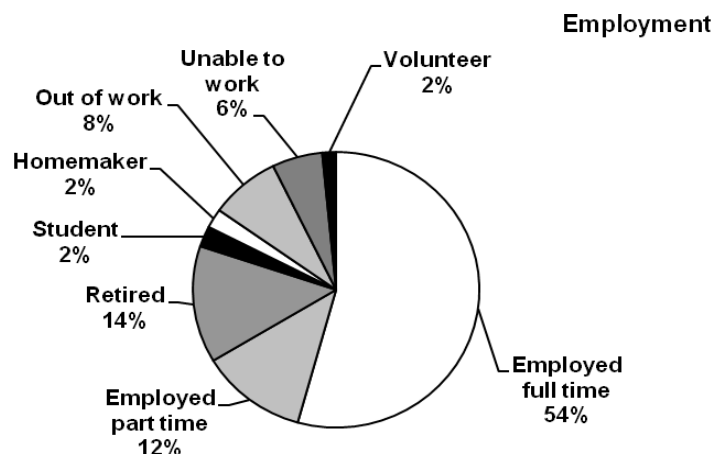
Females outnumbered male contributors by greater than a 2-to-1 margin:

Gender



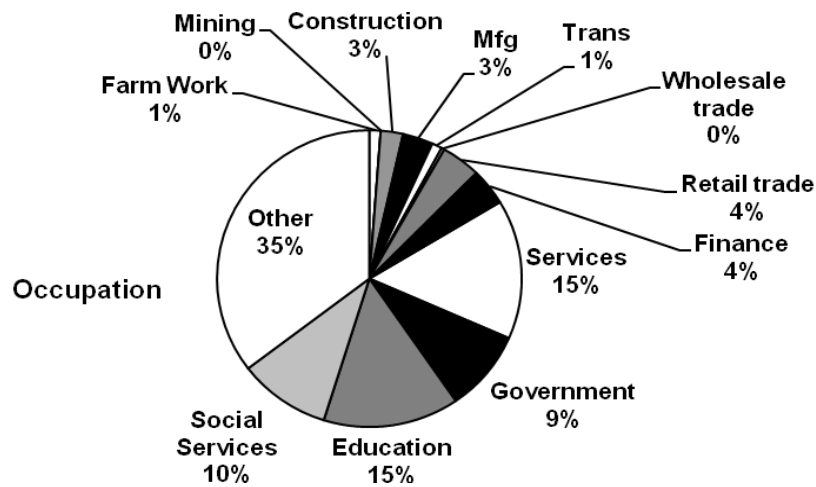
EMPLOYMENT STATUS

The majority of responses were from full-time employees, with all classifications represented:



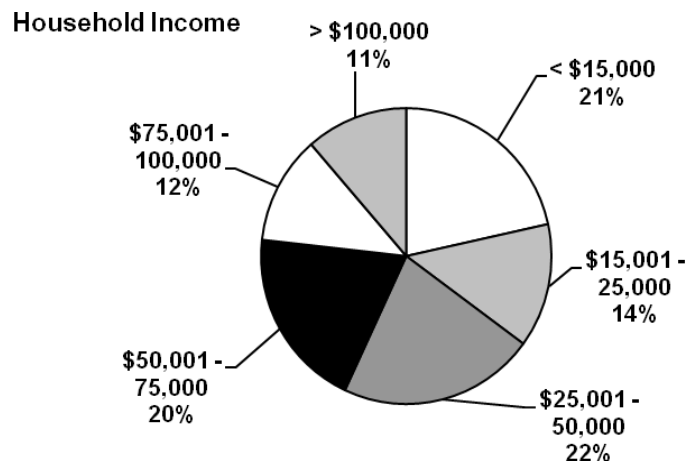
OCCUPATION

Occupations were reported across a broad range:



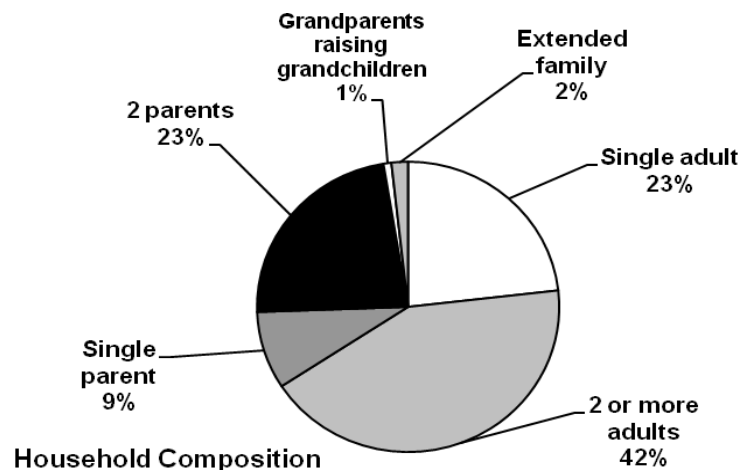
HOUSEHOLD INCOME

All household income ranges were well represented:



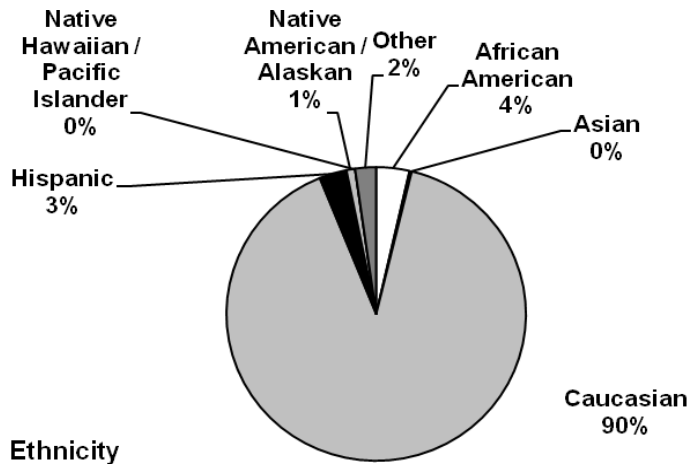
HOUSEHOLD COMPOSITION

Household compositions covered the range of possibilities:



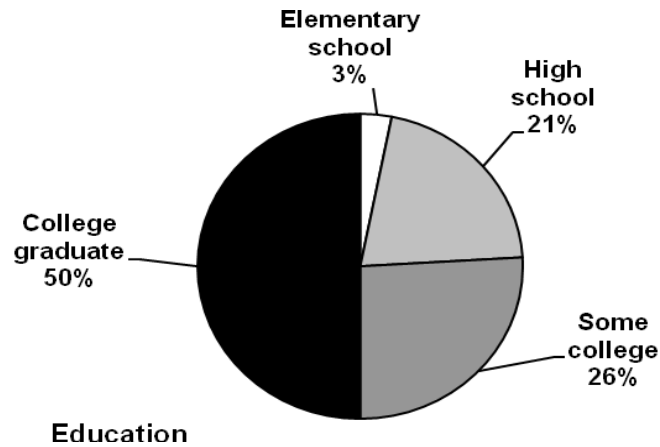
ETHNICITY

Ethnicities were reasonably well-represented in proportion to the Ontario County population:



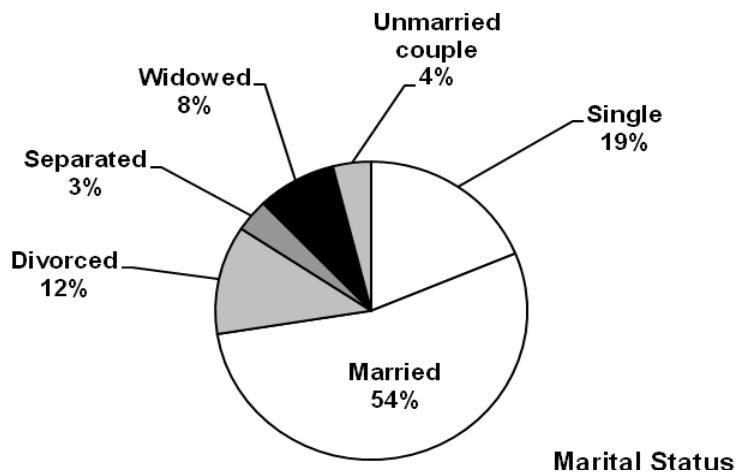
EDUCATION

All levels of education were represented:



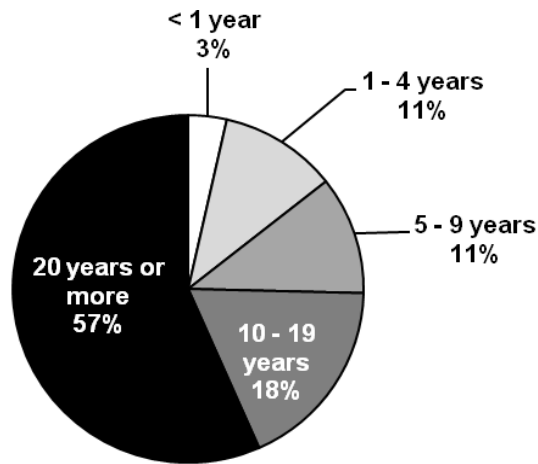
MARITAL STATUS

While married comprised the majority of submissions, all marital statuses were represented:



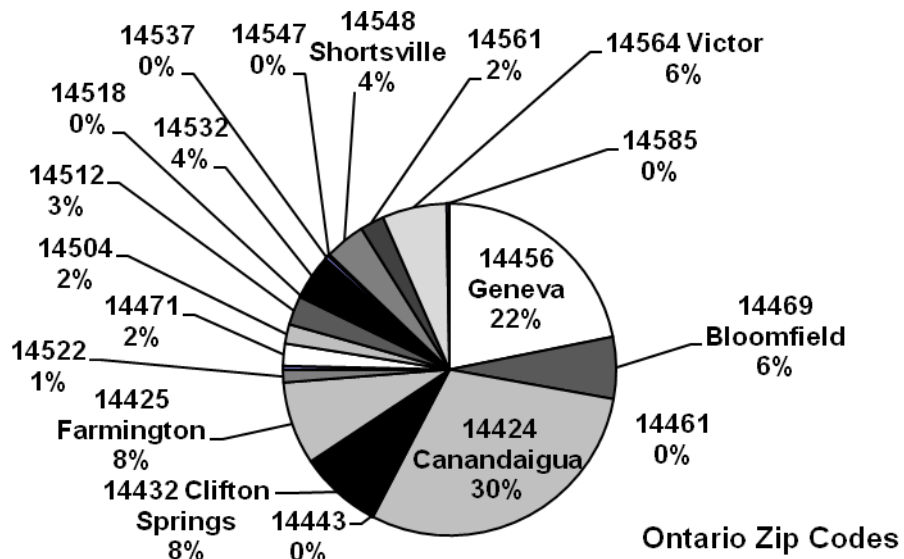
RESIDENCY IN ONTARIO COUNTY

Contributors to the survey who lived in Ontario County were primarily longer-term residents:



Years in Ontario County

Residency by zip code for Ontario County contributors:



Ontario Zip Codes

NEEDS BY CATEGORY

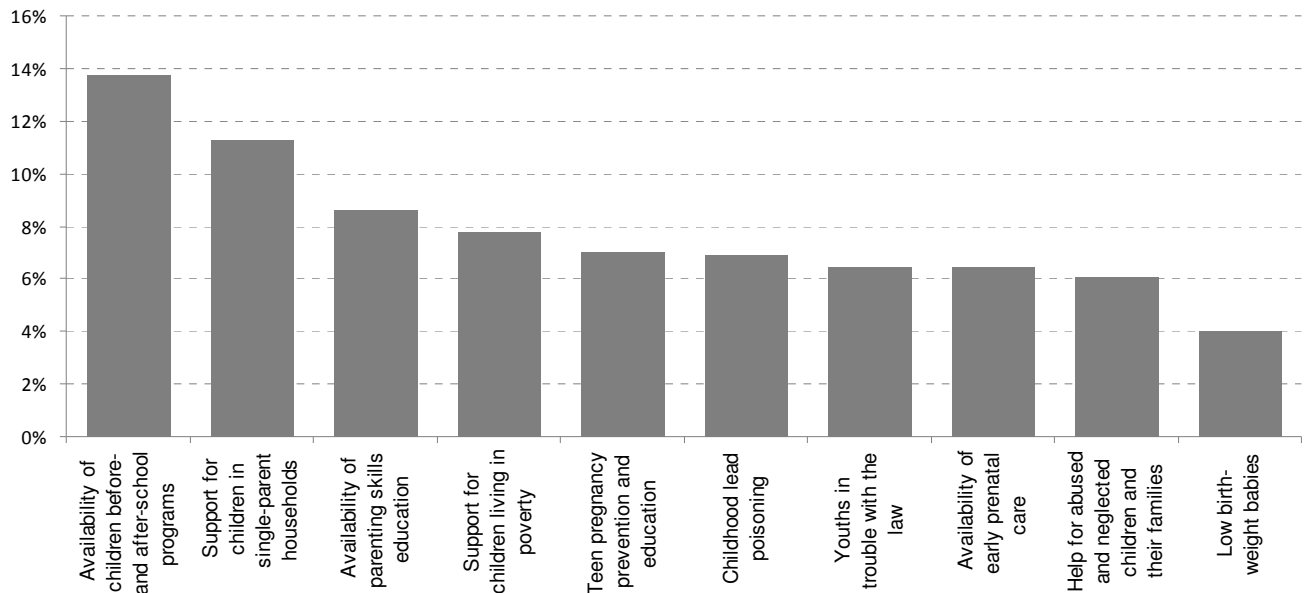
For each of the eight (8) major categories, charts show the % of respondents in decreasing order who expressed Personal Needs, perceived Community Needs, and selected Unmet Needs.

CHILDREN AND YOUTH

Needs tested for this category were:

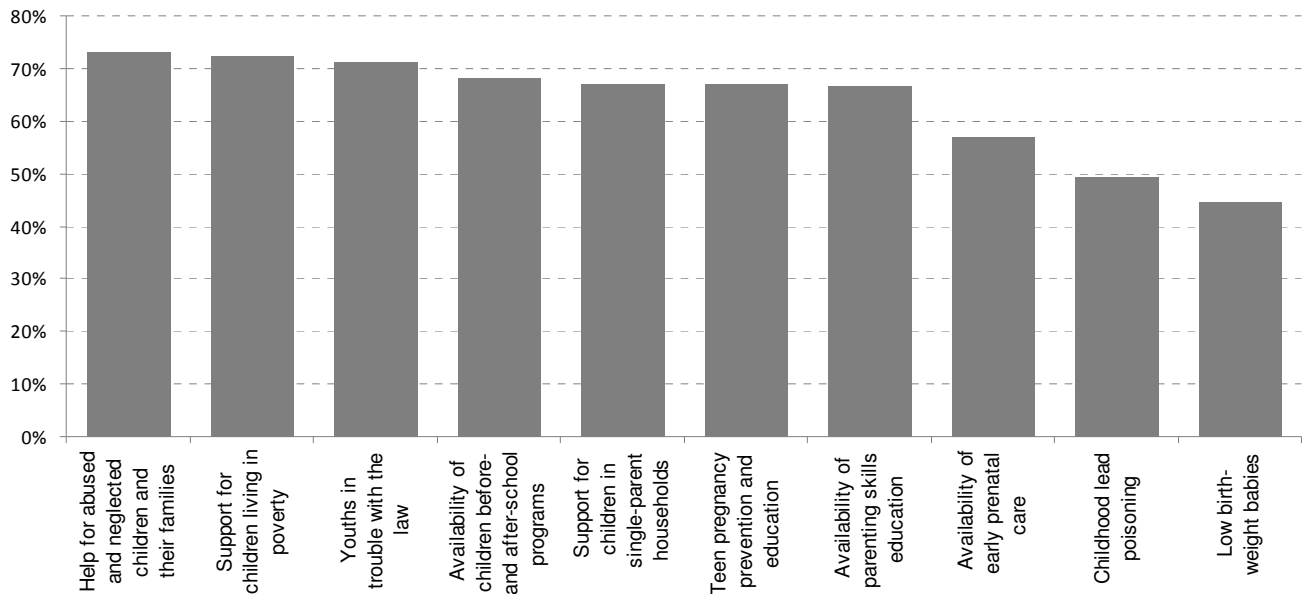
- Availability of early prenatal care
- Low birth-weight babies
- Childhood lead poisoning
- Support for children living in poverty
- Support for children in single-parent households
- Help for abused and neglected children and their families
- Availability of children before- and after-school programs
- Teen pregnancy prevention and education
- Availability of parenting skills education
- Youths in trouble with the law

PERSONAL NEEDS



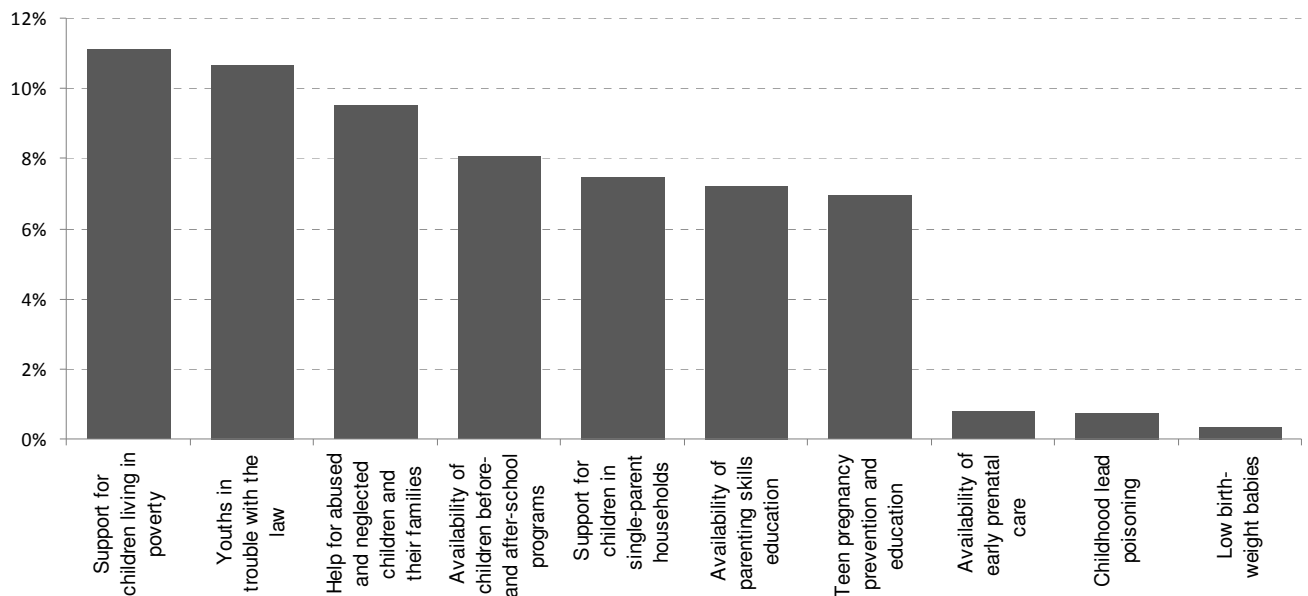
CHILDREN & YOUTH (CONTINUED)

COMMUNITY NEEDS



Nearly universal community need was perceived for most of the Children & Youth factors. It was an area of key concern for the county. The selection of greatest unmet needs separated out the leading issues of *Support for children living in poverty*, *Youths in trouble with the law*, and *Help for abused and neglected children and their families*, all of which retained their importance as top ten issues on the normalized list of unmet needs.

GREATEST UNMET NEEDS

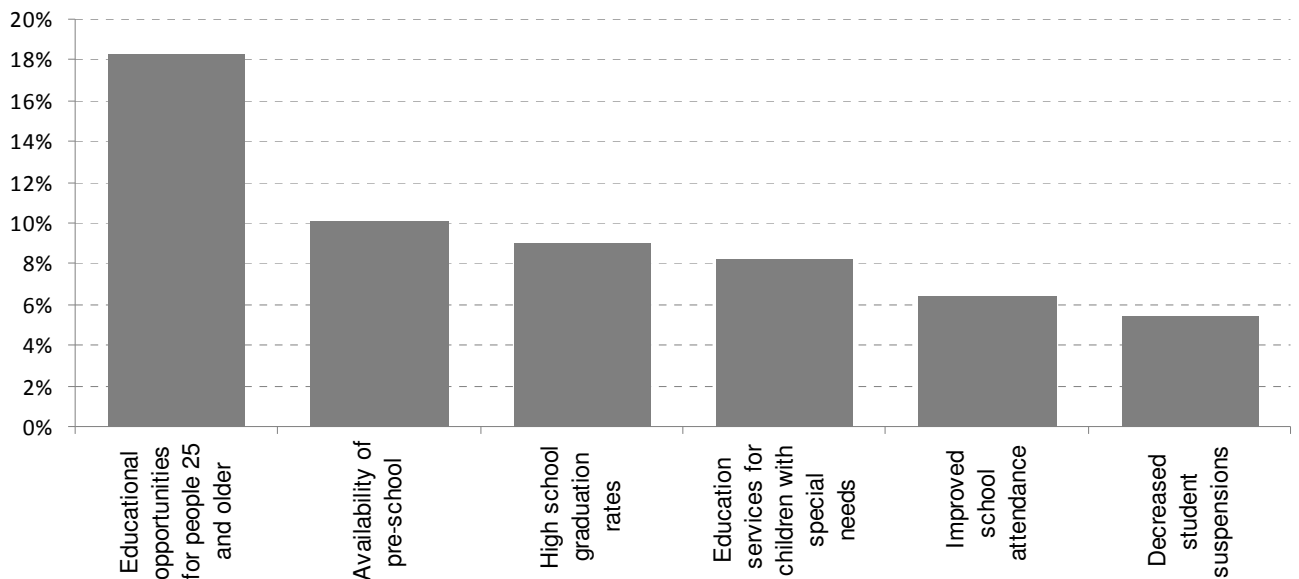


EDUCATION

Factors tested for this category were:

- Availability of pre-school
- High school graduation rates
- Educational opportunities for people 25 and older
- Education services for children with special needs
- Improved school attendance
- Decreased student suspensions

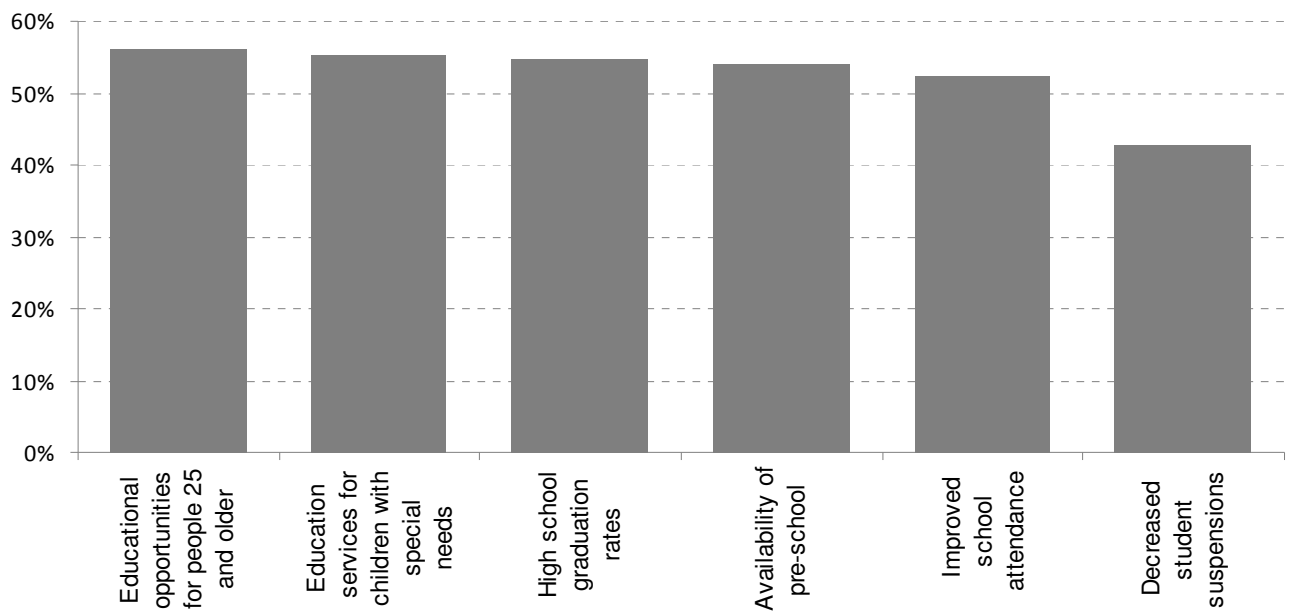
PERSONAL NEEDS



Educational opportunities for people 25 and older was clearly the most pressing personal need for respondents. It remained an important factor throughout many of the demographic sub classifications.

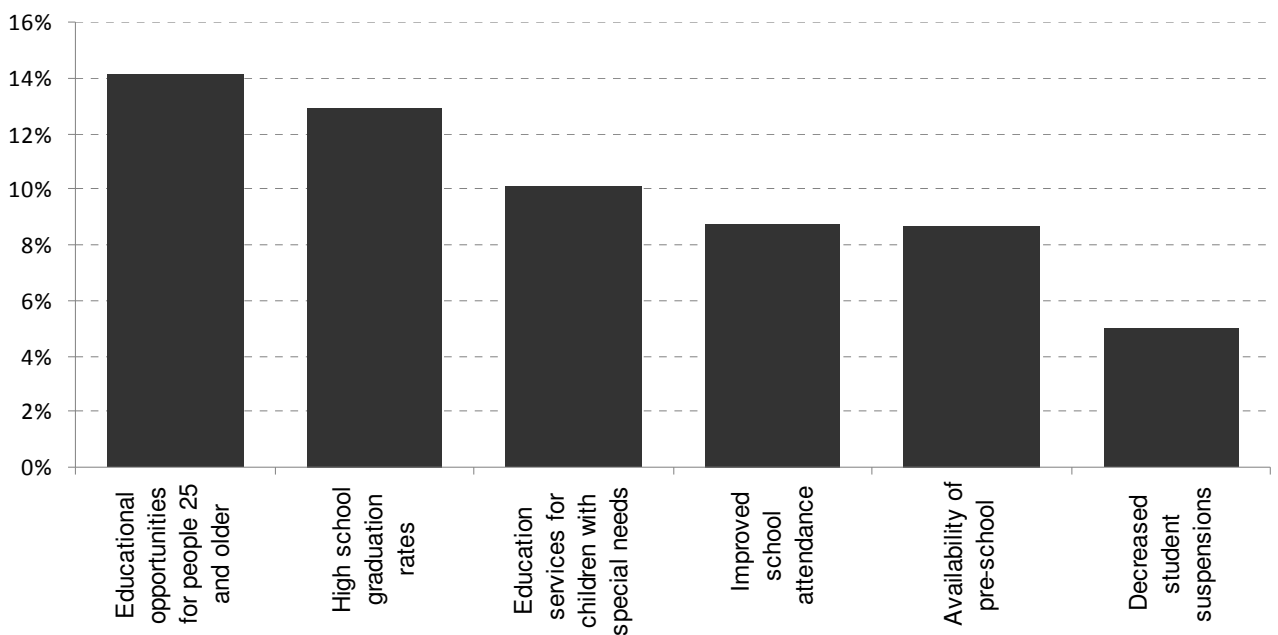
EDUCATION (CONTINUED)

COMMUNITY NEEDS



The need for *Educational opportunities for people 25 and older* remained at the lead of each needs categories for Education while *High school graduation rates* placed second in the list of most important unmet needs.

UNMET NEEDS

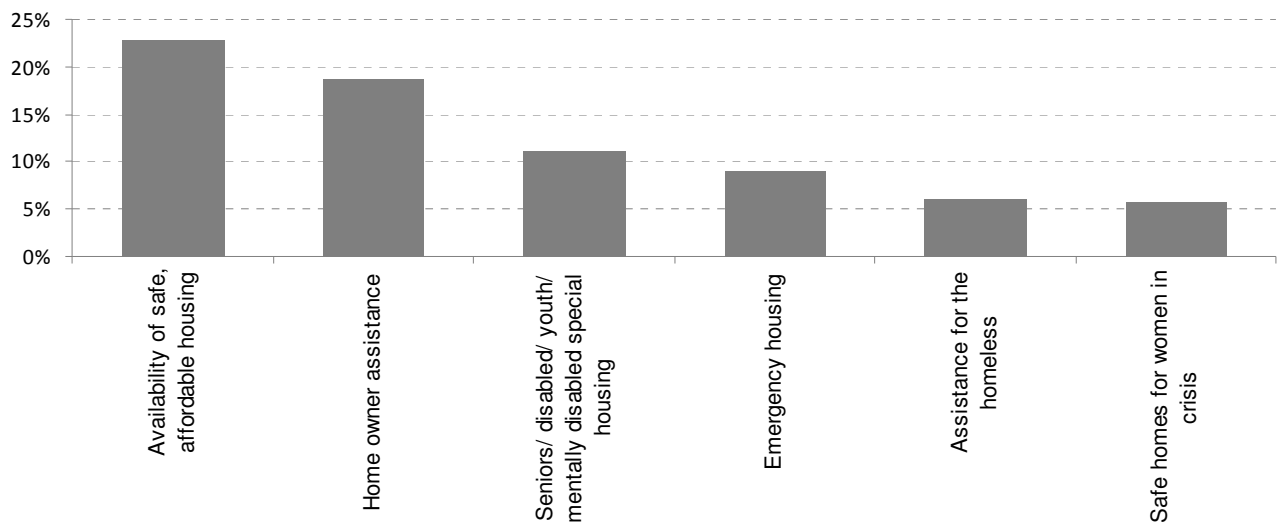


HOUSING

Factors tested for this category were:

- Availability of safe, affordable housing
- Seniors/disabled/youth/mentally disabled special housing
- Safe homes for women in crisis
- Emergency housing
- Home owner assistance
- Assistance for the homeless

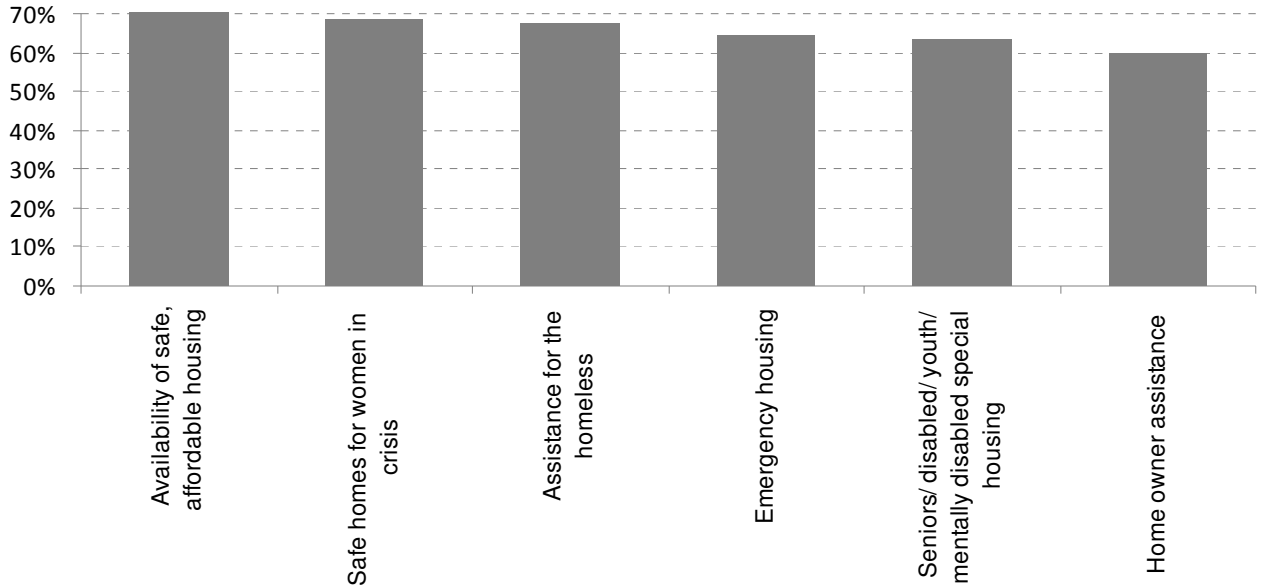
PERSONAL NEEDS



Availability of safe, affordable housing and *Home owner assistance* were clearly the most important personal needs for this category, but the ranking changed for perceptions of community needs.

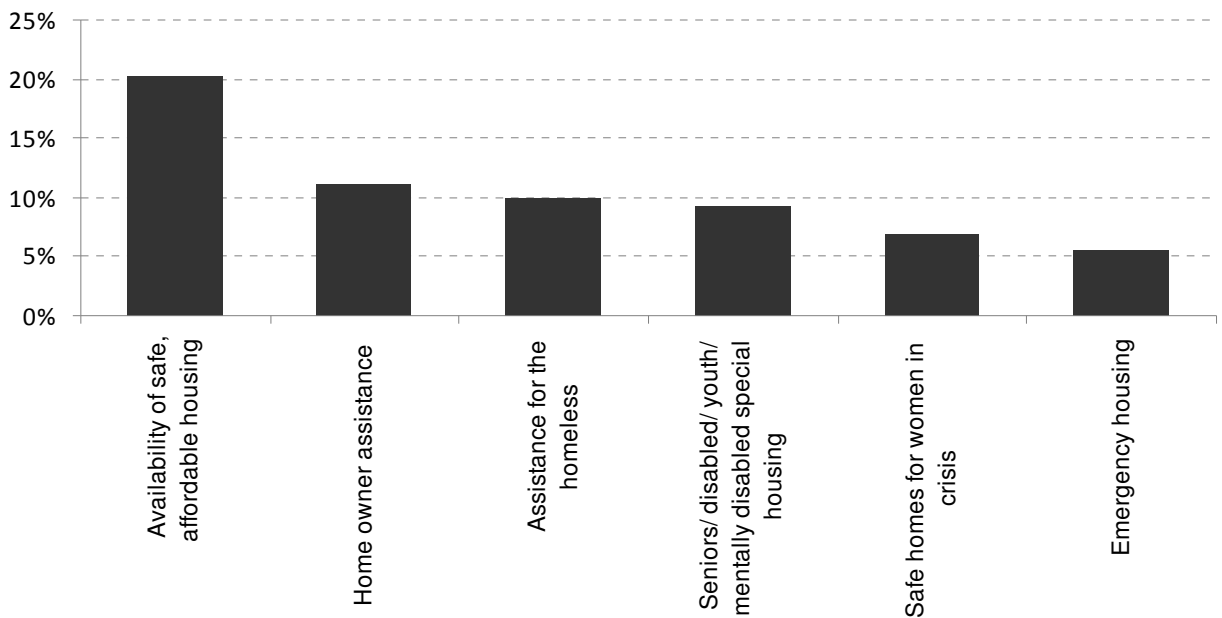
HOUSING (CONTINUED)

COMMUNITY NEEDS



Housing rated as one of the top areas of community concern in the survey. While the perception of the county need for *Home Owner assistance* ranked lowest among Housing factors, it ranked second as an unmet need. *Availability of safe, affordable housing* repeated as the clear #1 Housing need, ranking 5th overall on the normalized list of county unmet needs.

UNMET NEEDS

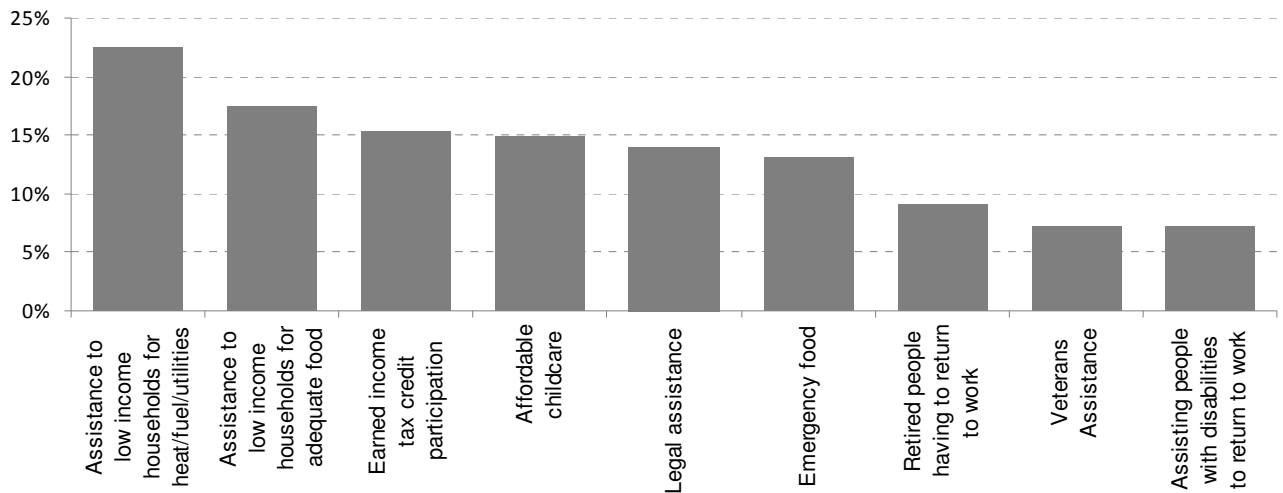


FINANCIAL SELF-SUFFICIENCY

Factors tested for this category were:

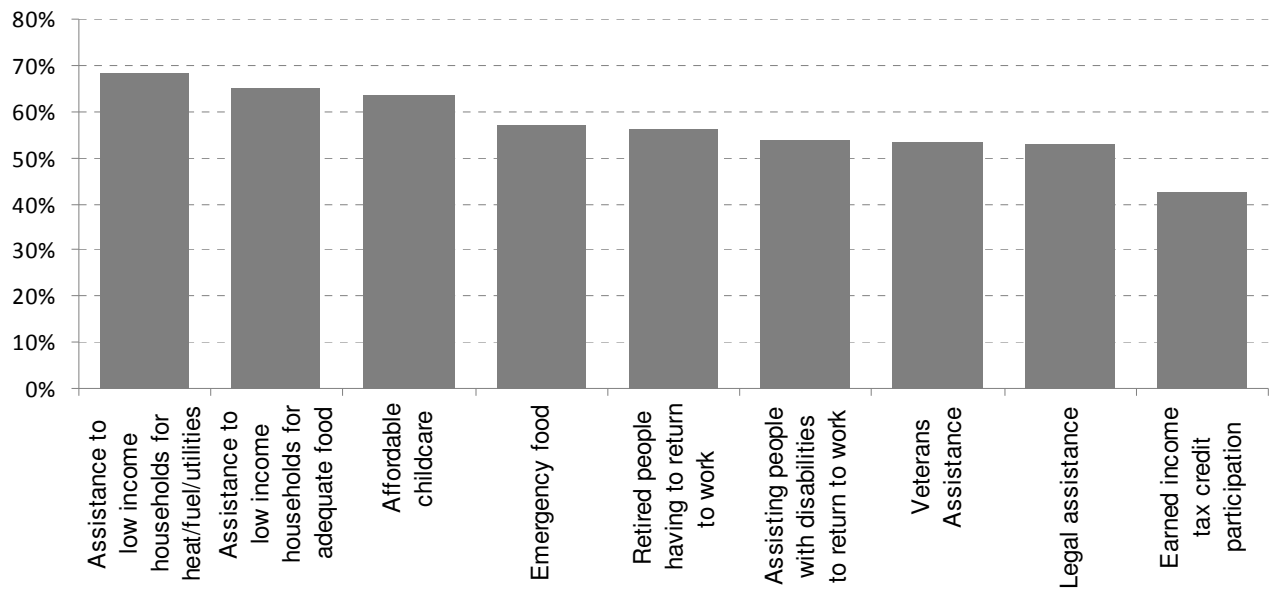
- Assistance to low income households for heat/fuel/utilities
- Assistance to low income households for adequate food
- Emergency food
- Earned income tax credit participation
- Affordable childcare
- Legal assistance
- Veterans Assistance (housing, health care, emergency)
- Retired people having to return to work
- Assisting people with disabilities to return to work

PERSONAL NEEDS



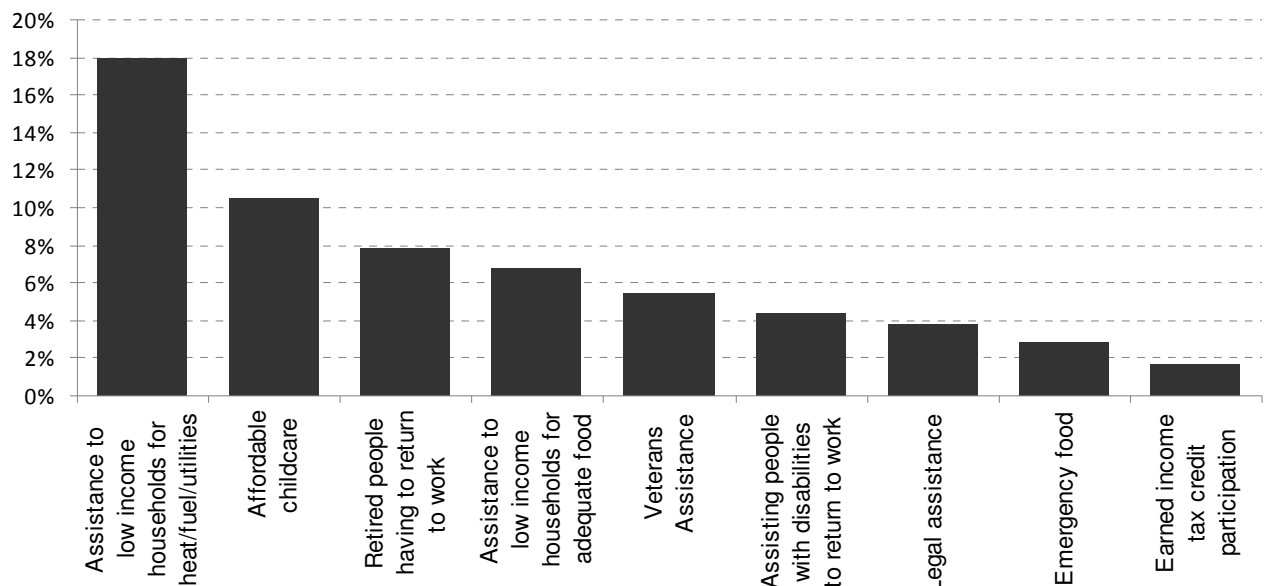
Assistance to low income households for the basic necessities ranked highest in the area of Financial Self-Sufficiency, which was a category of high personal concerns.

COMMUNITY NEEDS



Affordable childcare and *Retired people returning to work* became more important and ranked higher as unmet needs. *Assistance for low income households for heat, fuel, and utilities* was the 2nd most important factor on the overall normalized list of unmet needs in the county.

UNMET NEEDS

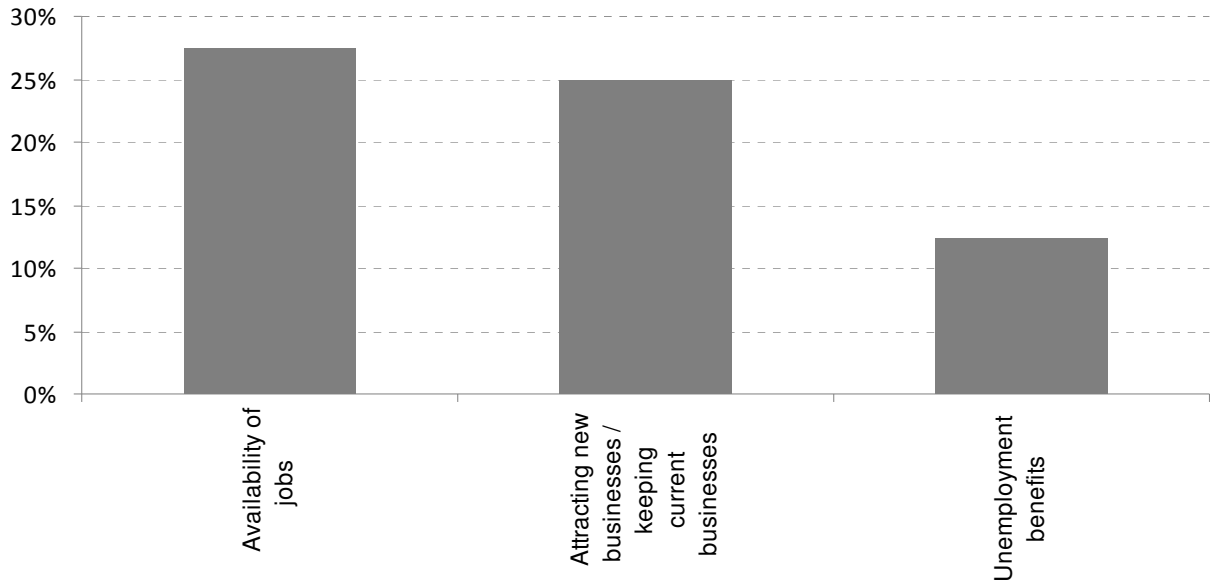


ECONOMY

Factors tested for this category were:

- Availability of jobs
- Unemployment benefits
- Attracting new businesses / keeping current businesses

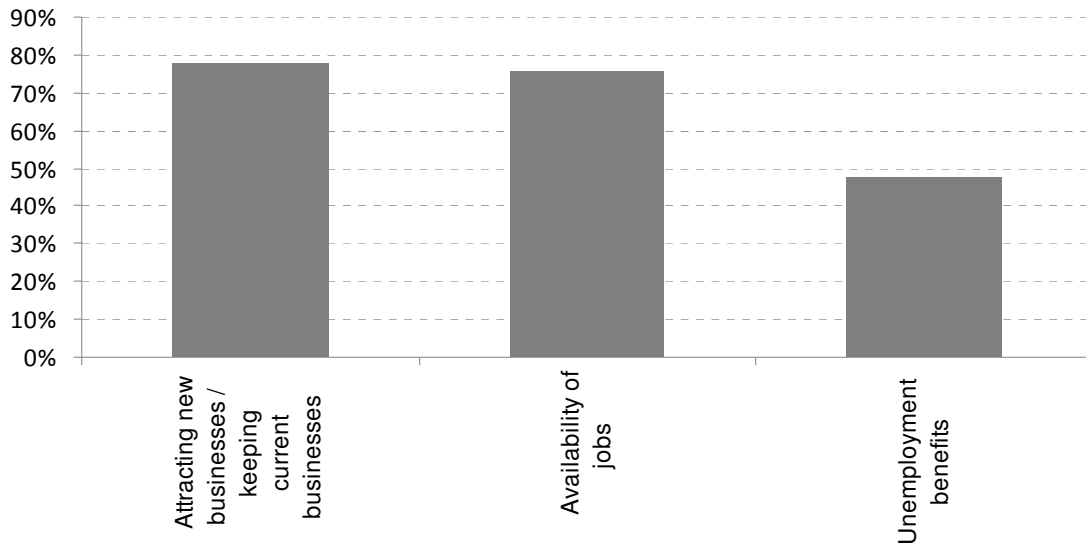
PERSONAL NEEDS



While this category had only three factors, it reflected the economic times and became a significant source of Ontario County concern. It placed the top two factors on the survey for both personal needs and community needs.

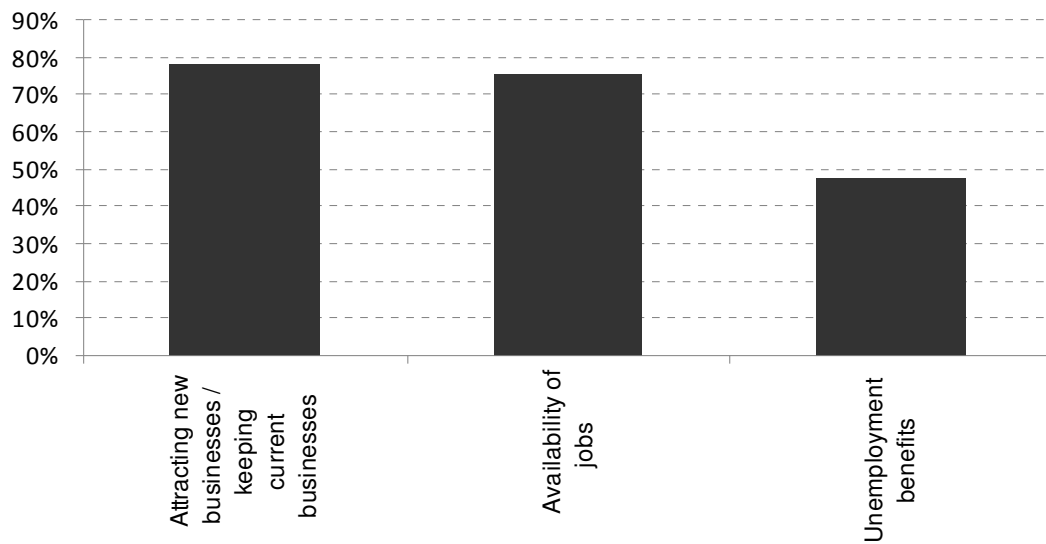
ECONOMY (CONTINUED)

COMMUNITY NEEDS



Availability of jobs was the #1 ranking personal need, but *Attracting new businesses and keeping current businesses* was the leading issue in the study for both community and unmet needs.

UNMET NEEDS

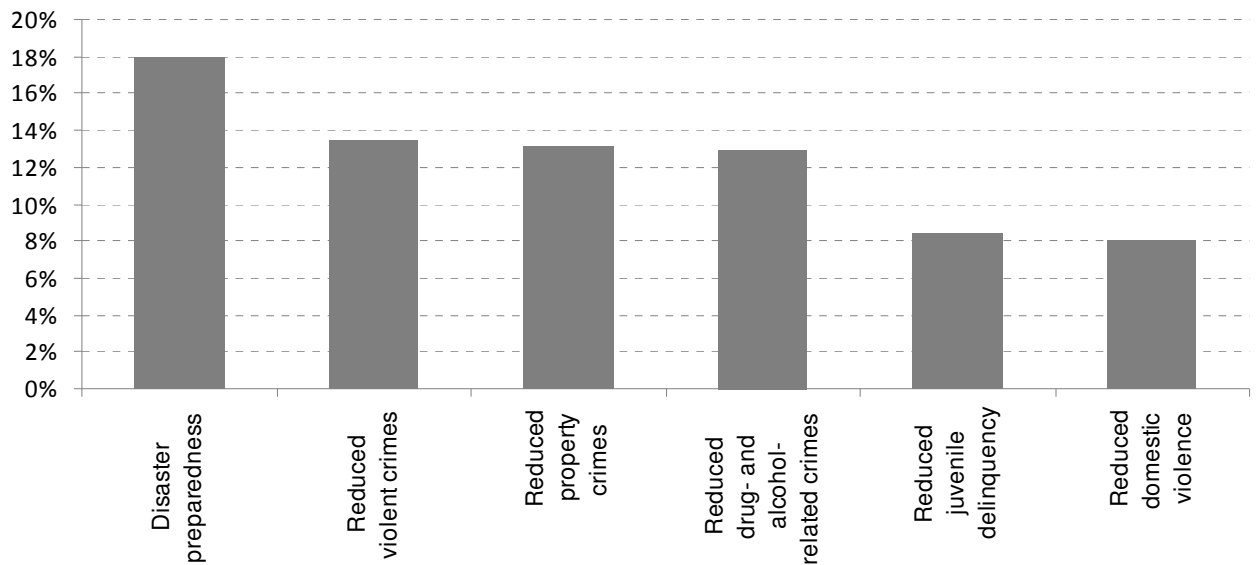


PUBLIC SAFETY

Factors tested for this category were:

- Disaster preparedness
- Reduced violent crimes
- Reduced property crimes
- Reduced drug- and alcohol-related crimes
- Reduced domestic violence
- Reduced juvenile delinquency

PERSONAL NEEDS

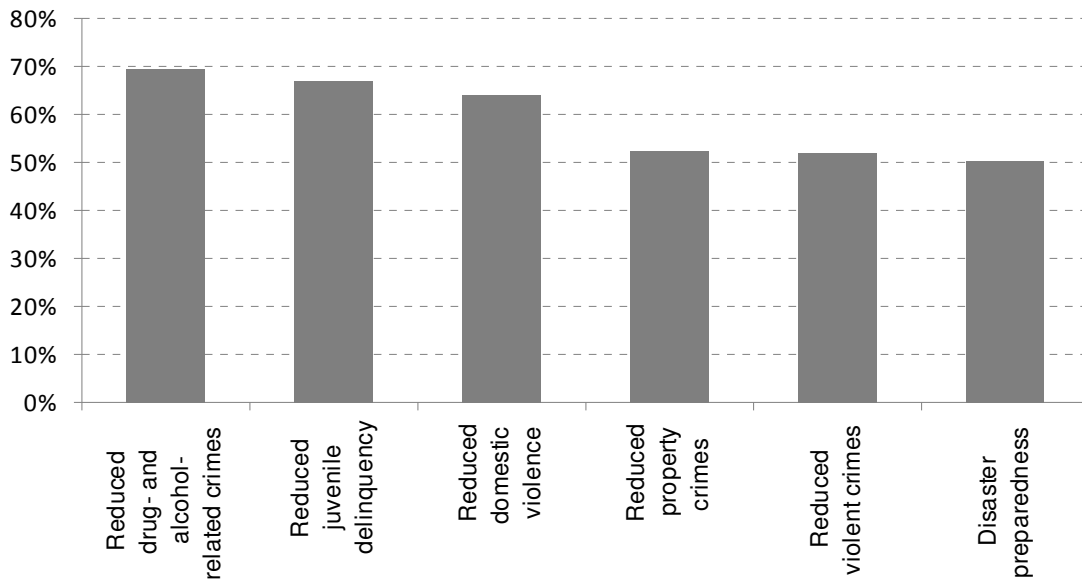


Disaster preparedness was a key personal need throughout the demographic sub classifications.

There was very little correlation between personal and perceived community needs in this category.

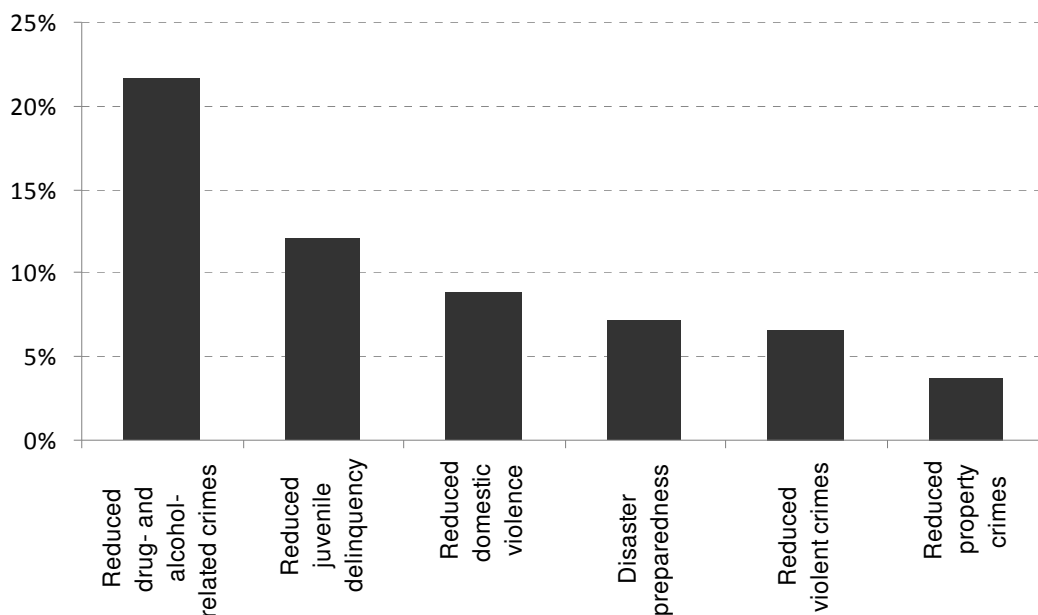
PUBLIC SAFETY (CONTINUED)

COMMUNITY NEEDS



While *Disaster preparedness* was the prime personal concern, it ranked last as a community need and far behind the #1 ranked unmet need of *Reduced drug- and alcohol-related crimes*, which was the #4 ranked normalized unmet need of the study.

UNMET NEEDS

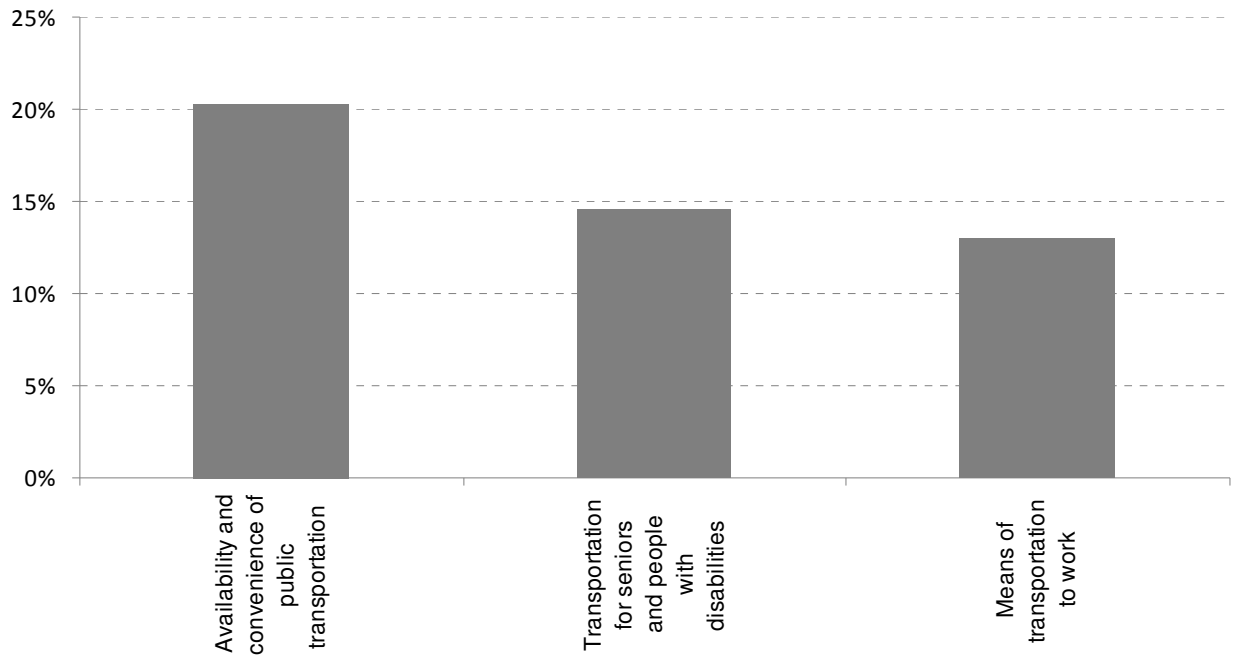


TRANSPORTATION

Factors tested for this category were:

- Availability and convenience of public transportation
- Means of transportation to work
- Transportation for seniors and people with disabilities

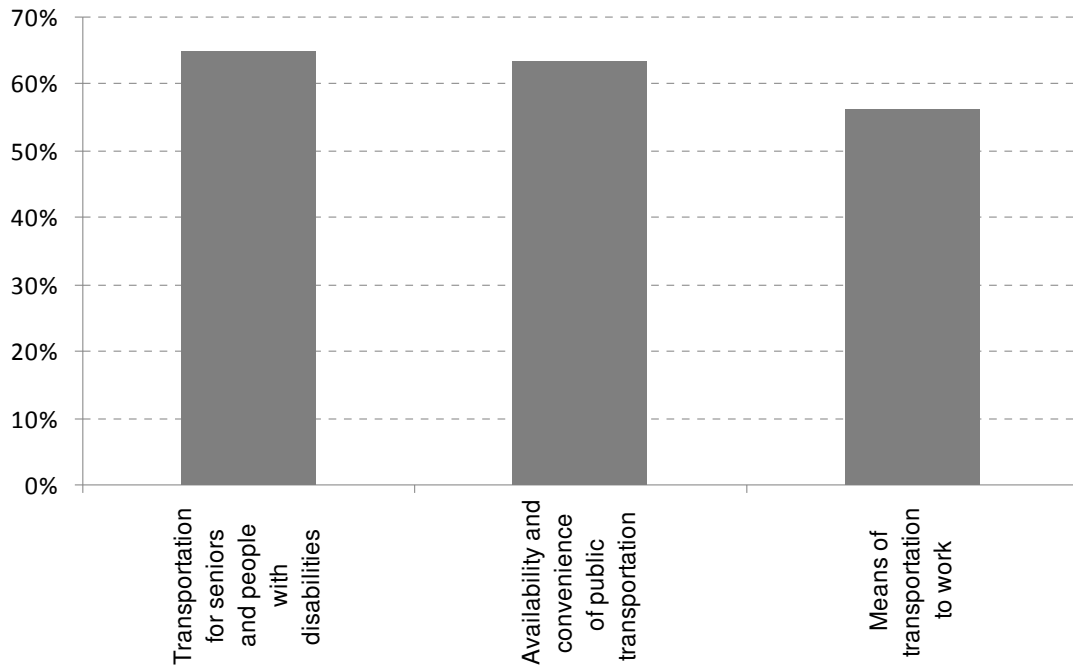
PERSONAL NEEDS



Transportation factors rated high among personal needs on the overall list and in many demographic sub classifications.

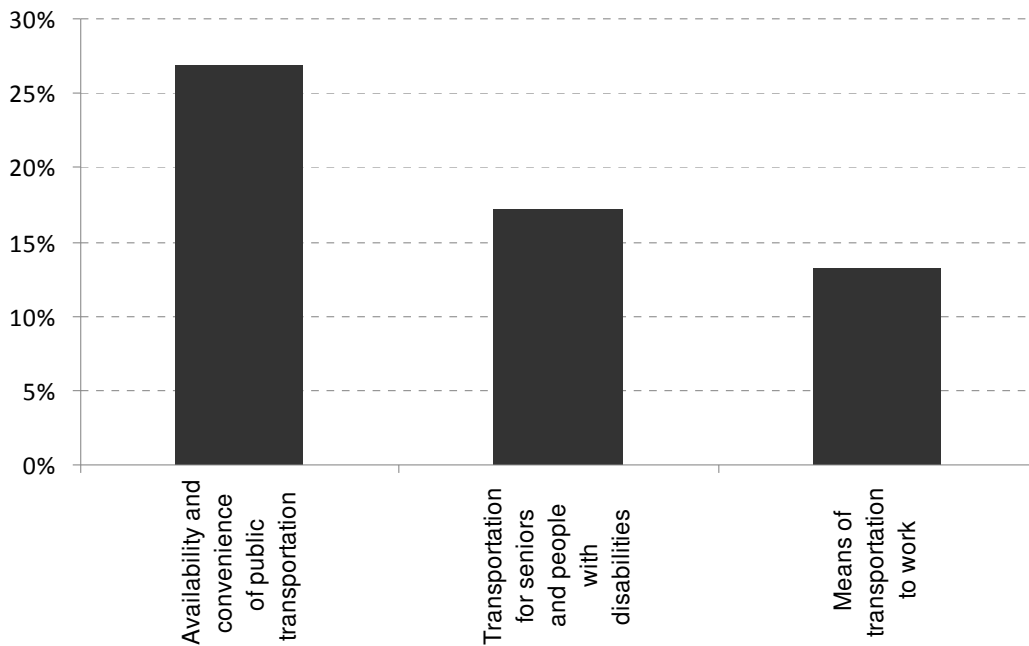
TRANSPORTATION (CONTINUED)

COMMUNITY NEEDS



While all three (3) Transportation factors were perceived as general community issues, *Availability and convenience of public transportation* ranked highest as an unmet need.

UNMET NEEDS



HEALTH

Factors tested for this category were:

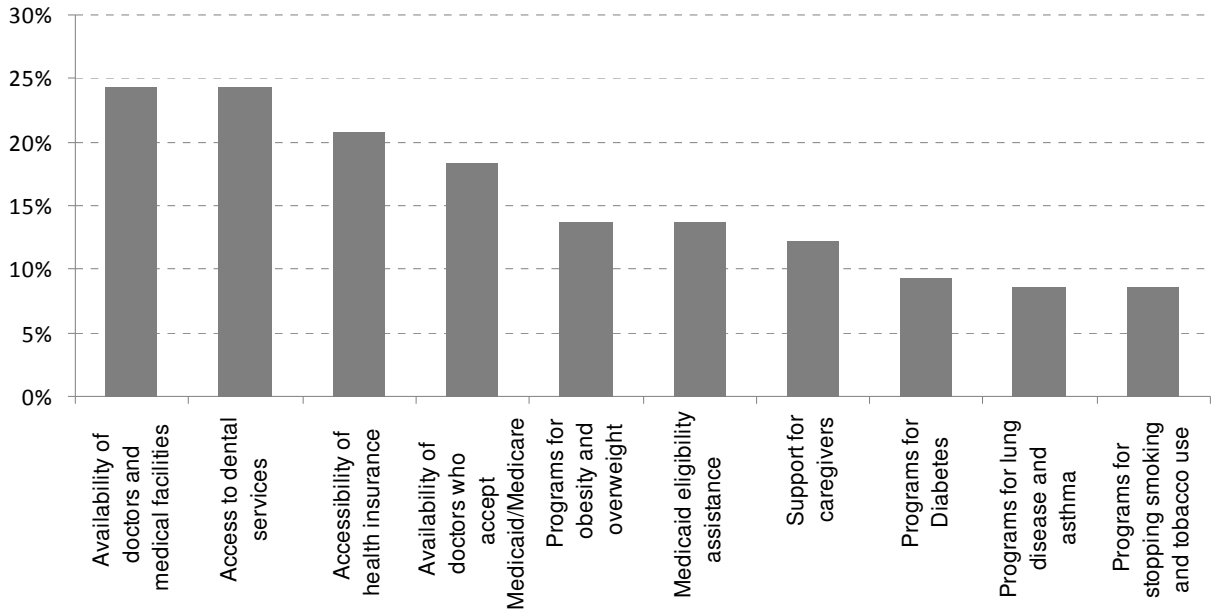
- Availability of doctors and medical facilities
- Availability of doctors who accept Medicaid/Medicare
- Access to dental services
- Medicaid eligibility assistance
- Accessibility of health insurance
- Support for caregivers
- Alcohol/substance abuse prevention and intervention
- Programs for stopping smoking and tobacco use
- Programs for treating sexually transmitted diseases
- Programs for HIV/AIDS
- Programs for Alzheimer's and memory loss
- Programs for adult mental health
- Programs for children's mental health
- Programs for obesity and overweight
- Programs for cancer
- Programs for heart disease
- Programs for Diabetes
- Programs for lung disease and asthma
- Programs for exposure to unhealthy materials
- Programs for injuries due to accidents
- Hospice or end of life services

Health factors are presented in groups of two graphs, the first showing the top ten ranked issues for each category of needs and the second showing the remainder.

HEALTH (CONTINUED)

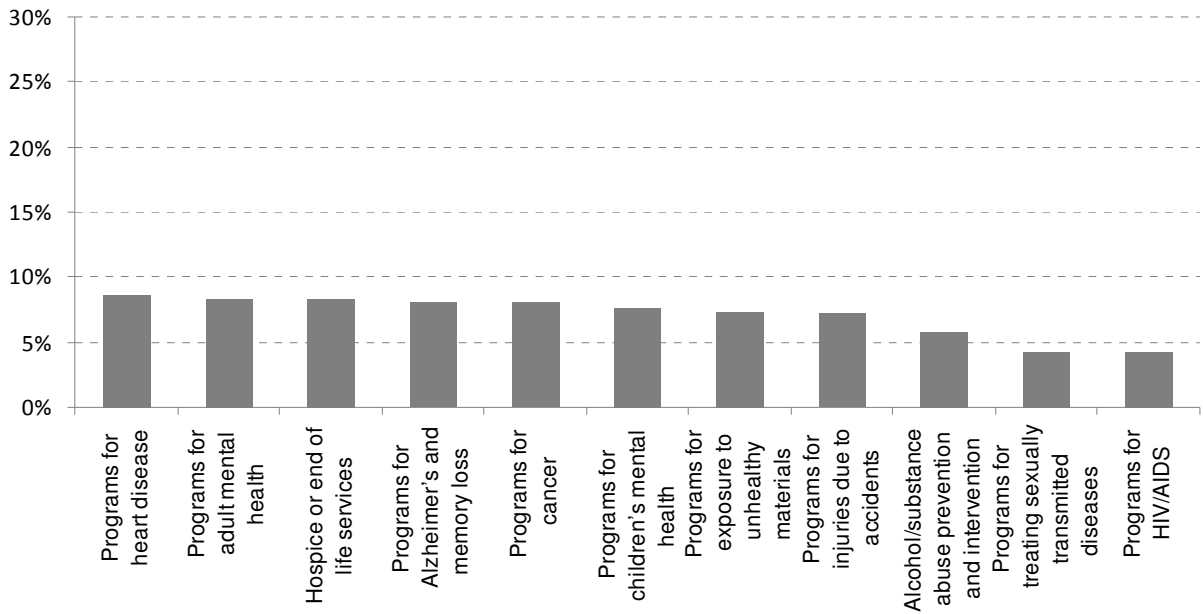
PERSONAL NEEDS

Top ten personal health needs:



The top three (3) health factors ranked 3rd, 4th, and 7th, on the overall personal needs list, making them priorities among Ontario respondents.

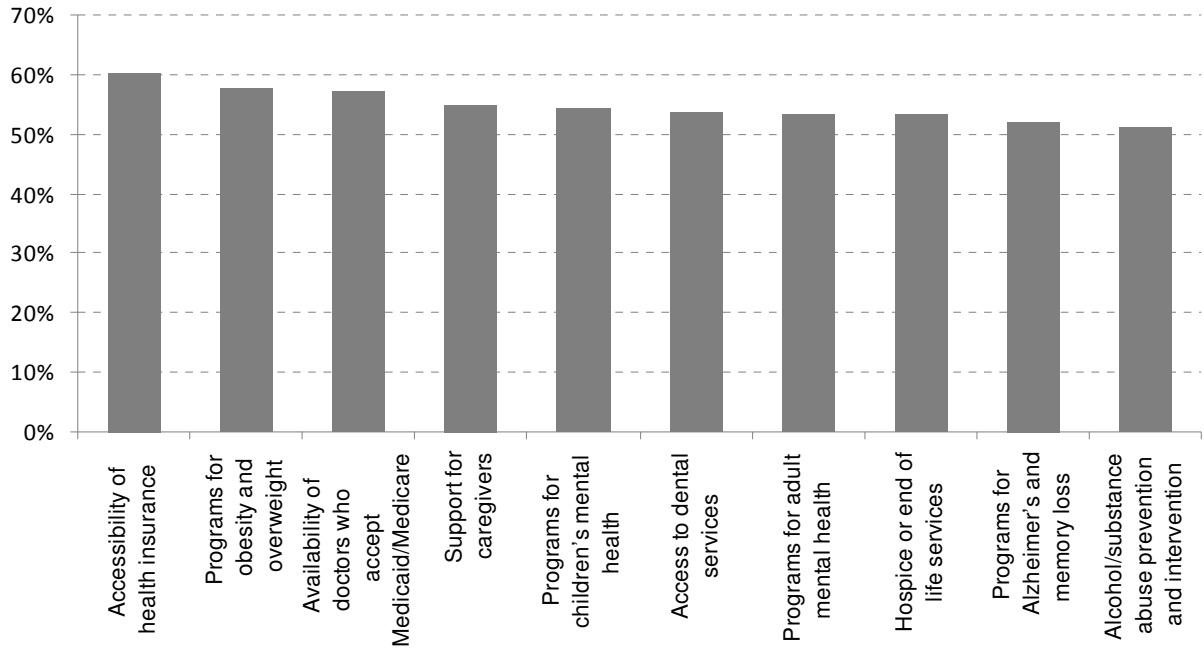
Remainder of personal health needs:



HEALTH (CONTINUED)

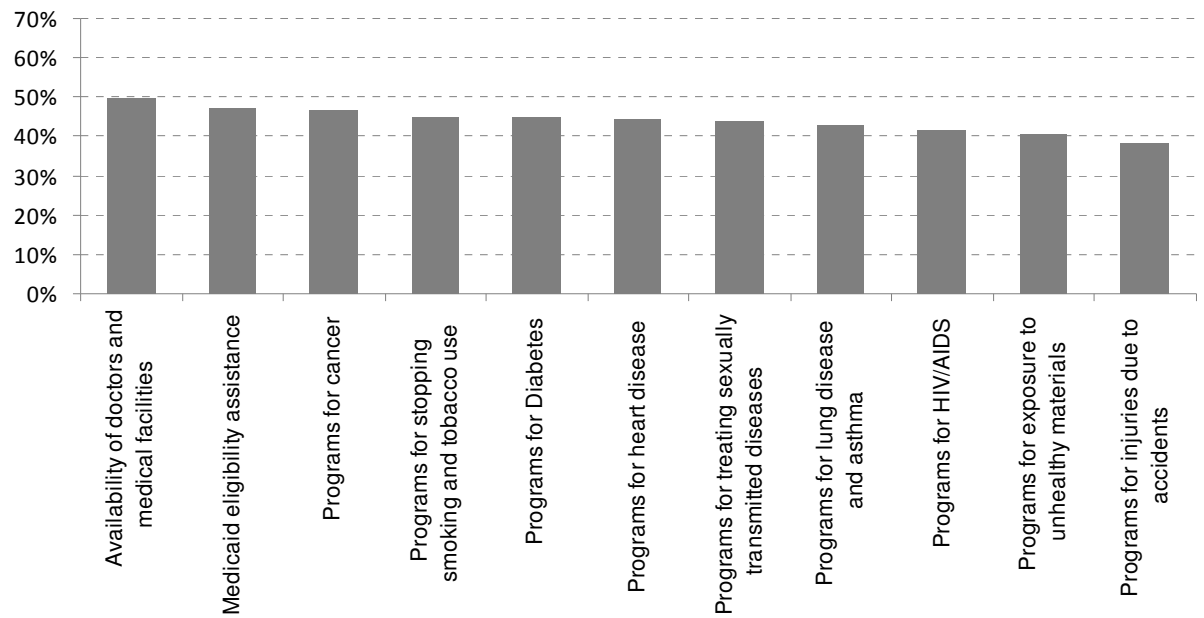
COMMUNITY NEEDS

Top ten community health needs:



A broad range of community health needs was submitted in the study.

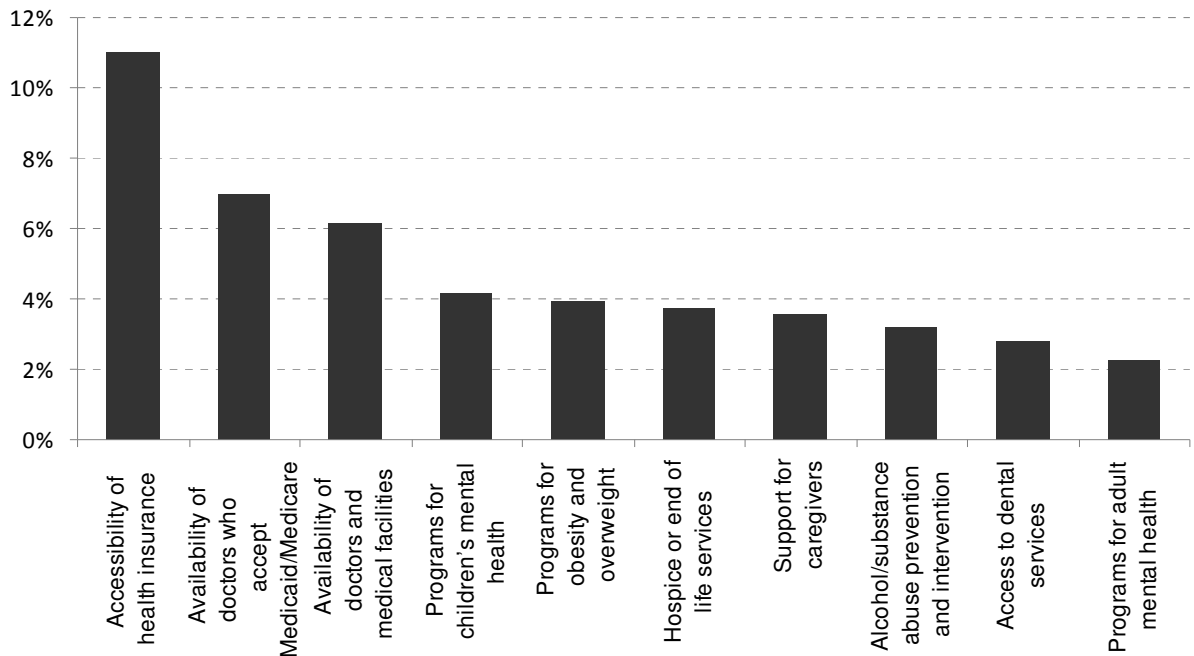
Remainder of community health needs:



HEALTH (CONTINUED)

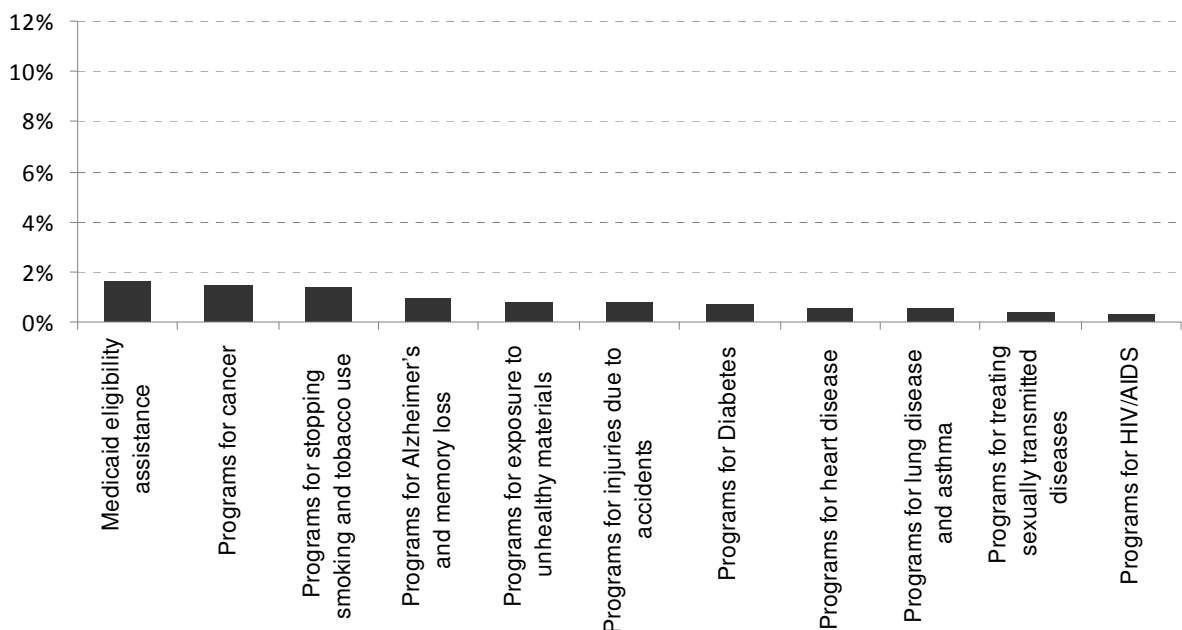
UNMET NEEDS

Top ten unmet health needs:



Unmet Health needs were exceptionally important to survey respondents. *Accessibility of health insurance* was the top ranked unmet Health need and was the #1 overall concern in the normalized list for county unmet needs. *Availability of doctors who accept Medicaid/Medicare* ranked 3rd on the normalized list and *Availability of doctors and medical facilities* ranked 6th. Other factors for specific Health programs also ranked in the top 25 unmet needs list.

Remainder of unmet health needs



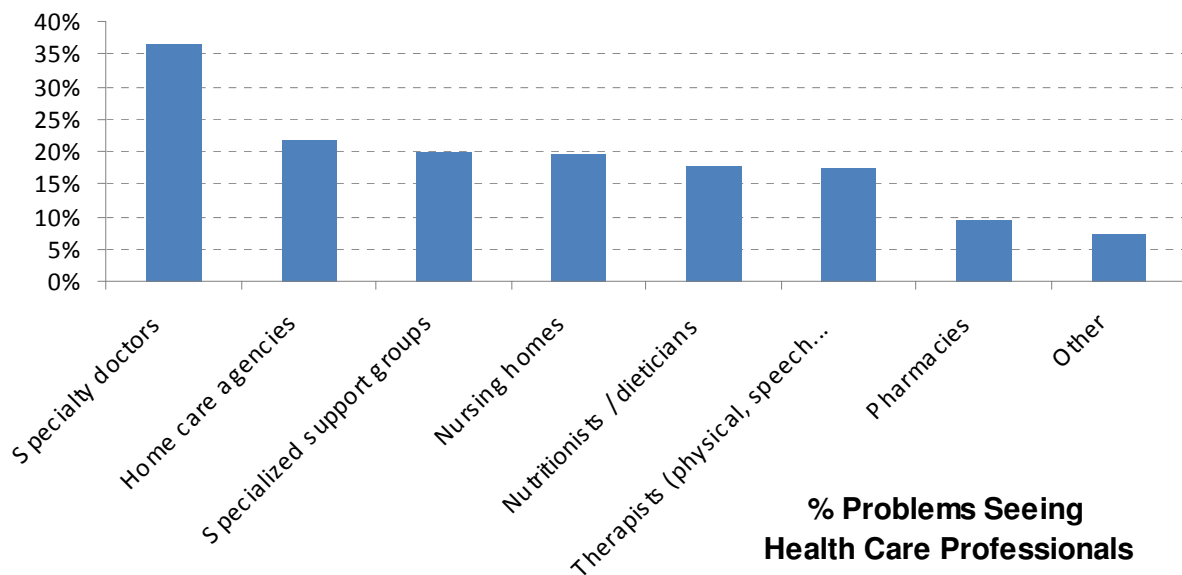
ADDITIONAL HEALTH INFORMATION

Two special sections of the survey asked respondents related Health questions for:

- Perceptions of problems being seen by or receiving services from health care professionals in Ontario County
- Medical and dental insurance coverage for themselves and their children

PROBLEMS BEING SEEN BY OR RECEIVING SERVICES FROM HEALTH CARE PROFESSIONALS

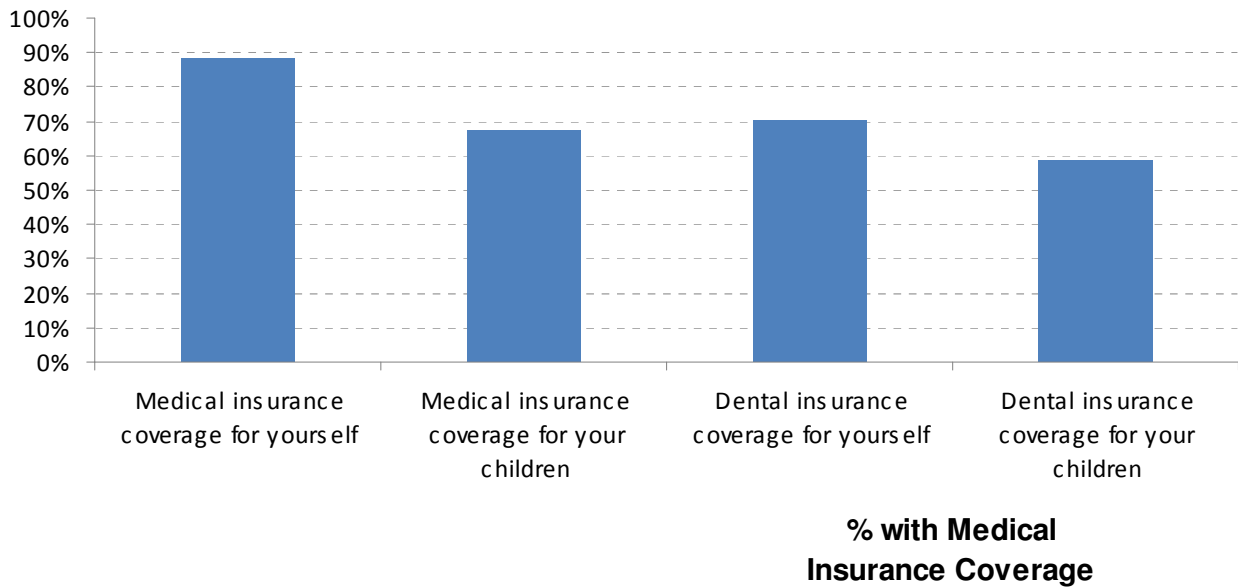
The percentage of respondents believing there are problems being seen by or receiving services from Ontario County health care professionals varied from the clear high of Specialty doctors (36.6%) to a low of Pharmacies (9.6%).



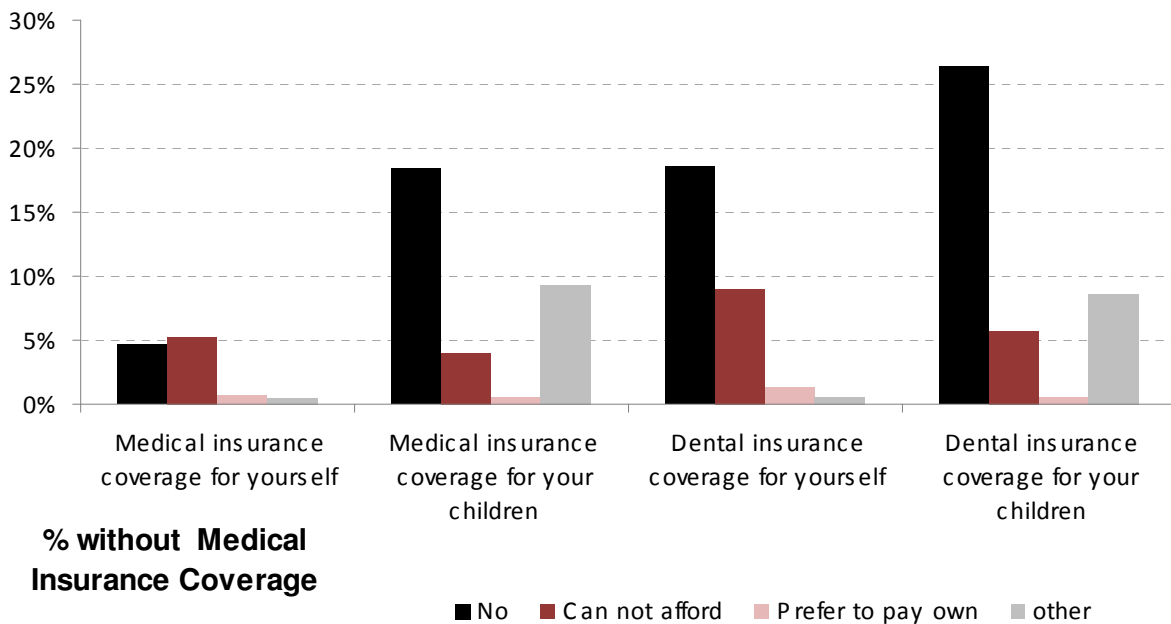
Dentists and mental health services were the most prevalent among *Other*, with multiple mentions for counseling, dermatologists, primary care and GPs, psychiatric services, and social services.

MEDICAL AND DENTAL COVERAGE

The percentages of respondents answering this section of the survey who reported having medical and dental coverage for themselves and their children were:



For those who reported no coverage, the percentages of reasons in addition to a straightforward, *No*, were distributed as follows:



NEEDS BY DEMOGRAPHICS

Summary statistics are presented in the following sections for each major demographic classification:

- size of demographic sub classification
- % of survey responses
- top five (5) ranking Ontario County needs based on percentage of total responses
- leading personal need for each category
- leading community need for each category
- leading unmet need for each category

On average, 82% of the sample population supplied demographics for this study, ranging from a high of 87% providing gender to a low of 60% for employment data.

Summary data follows for the primary demographic categories of Gender, Age, Ethnicity, Household Income, Employment, and Marital Status.

GENDER

Gender: Female	G1	N = 955	71.4% of responses
-----------------------	----	---------	--------------------

Top ranking Ontario County needs based on percentage of responses for this demographic

	Category	Need
#1	Economy	Attracting new businesses / keeping current businesses
#2	Economy	Availability of jobs
#3	Housing	Availability of safe, affordable housing
#4	Transportation	Availability and convenience of public transportation
#5	Financial Self-sufficiency	Assistance for low income households for heat, fuel, and utilities

Greatest needs by category for this demographic

Children and Youth

Personal Need	Availability of children before- and after-school programs
Community Need	Help for abused and neglected children and their families
Unmet Need	Support for children living in poverty

Education

Personal Need	Educational opportunities for people 25 and older
Community Need	Educational opportunities for people 25 and older
Unmet Need	Educational opportunities for people 25 and older

Housing

Personal Need	Availability of safe, affordable housing
Community Need	Availability of safe, affordable housing
Unmet Need	Availability of safe, affordable housing

Financial Self-Sufficiency

Personal Need	Assistance for low income households for heat, fuel, and utilities
Community Need	Assistance for low income households for heat, fuel, and utilities
Unmet Need	Assistance for low income households for heat, fuel, and utilities

Economy

Personal Need	Availability of jobs
Community Need	Attracting new businesses / keeping current businesses
Unmet Need	Attracting new businesses / keeping current businesses

Public Safety

Personal Need	Disaster preparedness
Community Need	Reduced drug- and alcohol-related crimes
Unmet Need	Reduced drug- and alcohol-related crimes

Transportation

Personal Need	Availability and convenience of public transportation
Community Need	Transportation for seniors and people with disabilities
Unmet Need	Availability and convenience of public transportation

Health

Personal Need	Availability of doctors and medical facilities
Community Need	Accessibility of health insurance
Unmet Need	Accessibility of health insurance

Comments

1	“Educational opportunities for people 25 and older” was a dominant need for this demographic
2	“Accessibility of health insurance” was clearly the most important Health Community need

Gender: Male	G2	N = 381	28.5% of responses
---------------------	----	---------	--------------------

Top ranking Ontario County needs based on percentage of responses for this demographic

	Category	Need
#1	Economy	Attracting new businesses / keeping current businesses
#2	Economy	Availability of jobs
#3	Financial Self-Sufficiency	Assistance for low income households for heat, fuel, and utilities
#4	Transportation	Availability and convenience of public transportation
#5	Public Safety	Reduced drug- and alcohol-related crimes

Greatest needs by category for this demographic

Children and Youth

Personal Need	Availability of children before- and after-school programs
Community Need	Help for abused and neglected children and their families
Unmet Need	Support for children living in poverty

Education

Personal Need	Educational opportunities for people 25 and older
Community Need	Education services for children with special needs
Unmet Need	Educational opportunities for people 25 and older

Housing

Personal Need	Availability of safe, affordable housing
Community Need	Availability of safe, affordable housing
Unmet Need	Availability of safe, affordable housing

Financial Self-Sufficiency

Personal Need	Assistance for low income households for heat, fuel, and utilities
Community Need	Assistance for low income households for heat, fuel, and utilities
Unmet Need	Assistance for low income households for heat, fuel, and utilities

Economy

Personal Need	Attracting new businesses / keeping current businesses
Community Need	Attracting new businesses / keeping current businesses
Unmet Need	Attracting new businesses / keeping current businesses

Public Safety

Personal Need	Disaster preparedness
Community Need	Reduced drug- and alcohol-related crimes
Unmet Need	Reduced drug- and alcohol-related crimes

Transportation

Personal Need	Availability and convenience of public transportation
Community Need	Transportation for seniors and people with disabilities
Unmet Need	Availability and convenience of public transportation

Health

Personal Need	Availability of doctors and medical facilities
Community Need	Accessibility of health insurance
Unmet Need	Accessibility of health insurance

Comments

1	Males differed only slightly from females with the only exceptions in Education and Economy
2	"Access to dental facilities" also rated high for Health

AGE

Age: Up to 20	A1	N = 48	3.6% of responses
----------------------	----	--------	-------------------

Top ranking Ontario County needs based on percentage of responses for this demographic

	Category	Need
#1	Economy	Availability of jobs
#2	Housing	Availability of safe, affordable housing
#3	Education	Improved school attendance
#4	Public Safety	Reduced violent crimes
#5	Health	Access to dental services

Greatest needs by category for this demographic

Children and Youth

Personal Need	Availability of parenting skills education
Community Need	Help for abused and neglected children and their families
Unmet Need	Youths in trouble with the law

Education

Personal Need	High school graduation rates
Community Need	Improved school attendance
Unmet Need	Improved school attendance

Housing

Personal Need	Availability of safe, affordable housing
Community Need	Seniors/disabled/youth/mentally disabled specialty housing
Unmet Need	Availability of safe, affordable housing

Financial Self-Sufficiency

Personal Need	Assistance for low income households for heat, fuel, and utilities
Community Need	Emergency food
Unmet Need	Assistance for low income households for heat, fuel, and utilities

Economy

Personal Need	Availability of jobs
Community Need	Availability of jobs
Unmet Need	Availability of jobs

Public Safety

Personal Need	Reduced violent crimes
Community Need	Reduced juvenile delinquency
Unmet Need	Reduced violent crimes

Transportation

Personal Need	Availability and convenience of public transportation
Community Need	Transportation for seniors and people with disabilities
Unmet Need	Transportation for seniors and people with disabilities

Health

Personal Need	Availability of doctors and medical facilities
Community Need	Programs for diabetes
Unmet Need	See below

Comments

1	Health factors of "Availability of doctors and medical facilities," "Access to dental services," "Alcohol and substance abuse prevention and intervention," "Programs for cancer"
	all tied for greatest unmet need

Top ranking Ontario County needs based on percentage of responses for this demographic

	Category	Need
#1	Economy	Availability of jobs
#2	Housing	Availability of safe, affordable housing
#3	Economy	Attracting new businesses / keeping current businesses
#4	Financial Self-sufficiency	Assistance for low income households for heat, fuel, and utilities
#5	Financial Self-sufficiency	Affordable childcare

Greatest needs by category for this demographic

Children and Youth

Personal Need	Availability of early pre-natal care
Community Need	Support for children in single-parent households
Unmet Need	Support for children living in poverty

Education

Personal Need	Educational opportunities for people 25 and older
Community Need	Educational opportunities for people 25 and older
Unmet Need	Educational opportunities for people 25 and older

Housing

Personal Need	Availability of safe, affordable housing
Community Need	Availability of safe, affordable housing
Unmet Need	Availability of safe, affordable housing

Financial Self-Sufficiency

Personal Need	Assistance for low income households for heat, fuel, and utilities
Community Need	Affordable childcare
Unmet Need	Assistance for low income households for heat, fuel, and utilities

Economy

Personal Need	Availability of jobs
Community Need	Attracting new businesses / keeping current businesses
Unmet Need	Availability of jobs

Public Safety

Personal Need	Disaster preparedness
Community Need	Reduced juvenile delinquency
Unmet Need	Reduced drug- and alcohol-related crimes

Transportation

Personal Need	Availability and convenience of public transportation
Community Need	Means of transportation to work
Unmet Need	Availability and convenience of public transportation

Health

Personal Need	Access to dental services
Community Need	Programs for obesity and overweight
Unmet Need	Accessibility of health insurance

Comments

1	“Support for children in single-parent households” also important personal need for this demographic

Top ranking Ontario County needs based on percentage of responses for this demographic

	Category	Need
#1	Economy	Availability of jobs
#2	Economy	Attracting new businesses / keeping current businesses
#3	Housing	Availability of safe, affordable housing
#4	Financial Self-sufficiency	Affordable childcare
#5	Children & Youth	Availability of children before- and after-school programs

Greatest needs by category for this demographic

Children and Youth

Personal Need	Availability of children before- and after-school programs
Community Need	Availability of children before- and after-school programs
Unmet Need	Availability of children before- and after-school programs

Education

Personal Need	Educational opportunities for people 25 and older
Community Need	Educational opportunities for people 25 and older
Unmet Need	Educational opportunities for people 25 and older

Housing

Personal Need	Availability of safe, affordable housing
Community Need	Availability of safe, affordable housing
Unmet Need	Availability of safe, affordable housing

Financial Self-Sufficiency

Personal Need	Affordable childcare
Community Need	Affordable childcare
Unmet Need	Assistance for low income households for heat, fuel, and utilities

Economy

Personal Need	Availability of jobs
Community Need	Attracting new businesses / keeping current businesses
Unmet Need	Attracting new businesses / keeping current businesses

Public Safety

Personal Need	Disaster preparedness
Community Need	Reduced juvenile delinquency
Unmet Need	Reduced drug- and alcohol-related crimes

Transportation

Personal Need	Availability and convenience of public transportation
Community Need	Availability and convenience of public transportation
Unmet Need	Availability and convenience of public transportation

Health

Personal Need	Access to dental services
Community Need	Programs for obesity and overweight
Unmet Need	Accessibility of health insurance

Comments

1	Exceptionally homogenous subgroup
2	In most cases, #1 primary need far and away the leader in each category
3	“Availability of doctors who accept Medicaid / Medicare” also important Health community need

Top ranking Ontario County needs based on percentage of responses for this demographic

	Category	Need
#1	Economy	Attracting new businesses / keeping current businesses
#2	Economy	Availability of jobs
#3	Transportation	Availability and convenience of public transportation
#4	Financial Self-sufficiency	Assistance for low income households for heat, fuel, and utilities
#5	Housing	Availability of safe, affordable housing

Greatest needs by category for this demographic

Children and Youth

Personal Need	Support for children in single-parent households
Community Need	Help for abused and neglected children and their families
Unmet Need	Support for children living in poverty

Education

Personal Need	Educational opportunities for people 25 and older
Community Need	Educational opportunities for people 25 and older
Unmet Need	Educational opportunities for people 25 and older

Housing

Personal Need	Availability of safe, affordable housing
Community Need	Availability of safe, affordable housing
Unmet Need	Availability of safe, affordable housing

Financial Self-Sufficiency

Personal Need	Assistance for low income households for heat, fuel, and utilities
Community Need	Assistance for low income households for heat, fuel, and utilities
Unmet Need	Assistance for low income households for heat, fuel, and utilities

Economy

Personal Need	Availability of jobs
Community Need	Attracting new businesses / keeping current businesses
Unmet Need	Attracting new businesses / keeping current businesses

Public Safety

Personal Need	Disaster preparedness
Community Need	Reduced drug- and alcohol-related crimes
Unmet Need	Reduced juvenile delinquency

Transportation

Personal Need	Availability and convenience of public transportation
Community Need	Availability and convenience of public transportation
Unmet Need	Availability and convenience of public transportation

Health

Personal Need	Availability of doctors and medical facilities
Community Need	Accessibility of health insurance
Unmet Need	Accessibility of health insurance

Comments

1	“Availability of dental services” also important Health personal need
2	“Programs for obesity and overweight” additional Health community need

Top ranking Ontario County needs based on percentage of responses for this demographic

	Category	Need
#1	Economy	Attracting new businesses / keeping current businesses
#2	Economy	Availability of jobs
#3	Transportation	Availability and convenience of public transportation
#4	Public Safety	Reduced drug- and alcohol-related crimes
#5	Financial Self-sufficiency	Assistance for low income households for heat, fuel, and utilities

Greatest needs by category for this demographic

Children and Youth

Personal Need	Support for children in single-parent households
Community Need	Help for abused and neglected children and their families
Unmet Need	Support for children living in poverty

Education

Personal Need	Educational opportunities for people 25 and older
Community Need	Availability of pre-school
Unmet Need	High school graduation rates

Housing

Personal Need	Availability of safe, affordable housing
Community Need	Availability of safe, affordable housing
Unmet Need	Availability of safe, affordable housing

Financial Self-Sufficiency

Personal Need	Assistance for low income households for heat, fuel, and utilities
Community Need	Assistance for low income households for heat, fuel, and utilities
Unmet Need	Assistance for low income households for heat, fuel, and utilities

Economy

Personal Need	Attracting new businesses / keeping current businesses
Community Need	Attracting new businesses / keeping current businesses
Unmet Need	Attracting new businesses / keeping current businesses

Public Safety

Personal Need	Disaster preparedness
Community Need	Reduced drug- and alcohol-related crimes
Unmet Need	Reduced drug- and alcohol-related crimes

Transportation

Personal Need	Availability and convenience of public transportation
Community Need	Transportation for seniors and people with disabilities
Unmet Need	Availability and convenience of public transportation

Health

Personal Need	Availability of doctors and medical facilities
Community Need	Accessibility of health insurance
Unmet Need	Accessibility of health insurance

Comments

1	Profile closely followed age group 41 – 50
2	“Homeowner assistance” also ranked high in Housing personal needs

Top ranking Ontario County needs based on percentage of responses for this demographic

	Category	Need
#1	Economy	Attracting new businesses / keeping current businesses
#2	Transportation	Transportation for seniors and people with disabilities
#3	Transportation	Availability and convenience of public transportation
#4	Financial Self-Sufficiency	Assistance for low income households for heat, fuel, and utilities
#5	Public Safety	Reduced drug- and alcohol-related crimes

Greatest needs by category for this demographic

Children and Youth

Personal Need	Youths in trouble with the law
Community Need	Youths in trouble with the law
Unmet Need	Support for children living in poverty

Education

Personal Need	Educational opportunities for people 25 and older
Community Need	High school graduation rates
Unmet Need	High school graduation rates

Housing

Personal Need	Availability of safe, affordable housing
Community Need	Seniors/disabled/youth/mentally disabled specialty housing
Unmet Need	Availability of safe, affordable housing

Financial Self-Sufficiency

Personal Need	Retired people having to return to work
Community Need	Assistance for low income households for heat, fuel, and utilities
Unmet Need	Assistance for low income households for heat, fuel, and utilities

Economy

Personal Need	Attracting new businesses / keeping current businesses
Community Need	Attracting new businesses / keeping current businesses
Unmet Need	Attracting new businesses / keeping current businesses

Public Safety

Personal Need	Disaster preparedness
Community Need	Reduced domestic violence
Unmet Need	Reduced drug- and alcohol-related crimes

Transportation

Personal Need	Transportation for seniors and people with disabilities
Community Need	Transportation for seniors and people with disabilities
Unmet Need	Availability and convenience of public transportation

Health

Personal Need	Availability of doctors who accept Medicaid / Medicare
Community Need	Accessibility of health insurance
Unmet Need	Accessibility of health insurance

Comments

1	“Reduced drug- and alcohol-related crimes” additional important Public Safety community need
2	Distribution of Health needs widely distributed among many factors

Top ranking Ontario County needs based on percentage of responses for this demographic

	Category	Need
#1	Transportation	Transportation for seniors and people with disabilities
#2	Economy	Attracting new businesses / keeping current businesses
#3	Financial Self-Sufficiency	Assistance for low income households for heat, fuel, and utilities
#4	Transportation	Availability and convenience of public transportation
#5	Housing	Seniors/disabled/youth/mentally disabled specialty housing

Greatest needs by category for this demographic

Children and Youth

Personal Need	Youths in trouble with the law
Community Need	Support for children living in poverty
Unmet Need	Support for children living in poverty

Education

Personal Need	Educational opportunities for people 25 and older
Community Need	Education services for children with special needs
Unmet Need	Education services for children with special needs

Housing

Personal Need	Seniors/disabled/youth/mentally disabled specialty housing
Community Need	Assistance for the homeless
Unmet Need	Seniors/disabled/youth/mentally disabled specialty housing

Financial Self-Sufficiency

Personal Need	Assistance for low income households for heat, fuel, and utilities
Community Need	Assistance for low income households for heat, fuel, and utilities
Unmet Need	Assistance for low income households for heat, fuel, and utilities

Economy

Personal Need	Attracting new businesses / keeping current businesses
Community Need	Attracting new businesses / keeping current businesses
Unmet Need	Attracting new businesses / keeping current businesses

Public Safety

Personal Need	Disaster preparedness
Community Need	Reduced drug- and alcohol-related crimes
Unmet Need	Reduced drug- and alcohol-related crimes

Transportation

Personal Need	Transportation for seniors and people with disabilities
Community Need	Transportation for seniors and people with disabilities
Unmet Need	Availability and convenience of public transportation

Health

Personal Need	Availability of doctors who accept Medicaid / Medicare
Community Need	Availability of doctors who accept Medicaid / Medicare
Unmet Need	Availability of doctors who accept Medicaid / Medicare

Comments

1	“Support for children in single-parent households” also important Children & Youth community need
2	“Assistance for low income households for adequate food” also important Financial needs
3	Programs for “Obesity and overweight,” “Alzheimer’s,” and “Hospice services” also ranked high

Top ranking Ontario County needs based on percentage of responses for this demographic

	Category	Need
#1	Transportation	Transportation for seniors and people with disabilities
#2	Economy	Availability of jobs
#3	Financial Self-Sufficiency	Assistance for low income households for heat, fuel, and utilities
#4	Economy	Attracting new businesses / keeping current businesses
#5	Transportation	Availability and convenience of public transportation

Greatest needs by category for this demographic

Children and Youth

Personal Need	(Insufficient data)
Community Need	Teen pregnancy prevention and education
Unmet Need	Support for children living in poverty

Education

Personal Need	(Insufficient data)
Community Need	Educational opportunities for people 25 and older
Unmet Need	Improved school attendance

Housing

Personal Need	Seniors/disabled/youth/mentally disabled specialty housing
Community Need	Availability of safe, affordable housing
Unmet Need	Availability of safe, affordable housing

Financial Self-Sufficiency

Personal Need	Assistance for low income households for heat, fuel, and utilities
Community Need	Assistance for low income households for heat, fuel, and utilities
Unmet Need	Assistance for low income households for adequate food

Economy

Personal Need	(Insufficient data)
Community Need	Availability of jobs
Unmet Need	Availability of jobs

Public Safety

Personal Need	Disaster preparedness
Community Need	Reduced violent crimes
Unmet Need	Reduced violent crimes

Transportation

Personal Need	Transportation for seniors and people with disabilities
Community Need	Transportation for seniors and people with disabilities
Unmet Need	Transportation for seniors and people with disabilities

Health

Personal Need	Availability of doctors and medical facilities
Community Need	Hospice or end of life services
Unmet Need	Accessibility of health insurance

Comments

1	Exceptionally broad-based array of Health personal and community needs

ETHNICITY

Ethnicity: African American	E1	N = 46	3.6% of responses
------------------------------------	----	--------	-------------------

Top ranking Ontario County needs based on percentage of responses for this demographic

	Category	Need
#1	Economy	Attracting new businesses / keeping current businesses
#2	Economy	Availability of jobs
#3	Transportation	Availability and convenience of public transportation
#4	Public Safety	Reduced drug- and alcohol-related crimes
#5	Housing	Availability of safe, affordable housing

Greatest needs by category for this demographic

Children and Youth

Personal Need	Availability of children before- and after-school programs
Community Need	Teen pregnancy prevention and education
Unmet Need	Teen pregnancy prevention and education

Education

Personal Need	Educational opportunities for people 25 and older
Community Need	Improved school attendance
Unmet Need	Educational opportunities for people 25 and older

Housing

Personal Need	Availability of safe, affordable housing
Community Need	Safe homes for women in crisis
Unmet Need	Home owner assistance

Financial Self-Sufficiency

Personal Need	Assistance for low income households for heat, fuel, and utilities
Community Need	Assistance for low income households for adequate food
Unmet Need	Assistance for low income households for heat, fuel, and utilities

Economy

Personal Need	Availability of jobs
Community Need	Attracting new businesses / keeping current businesses
Unmet Need	Attracting new businesses / keeping current businesses

Public Safety

Personal Need	Reduced drug- and alcohol-related crimes
Community Need	Reduced drug- and alcohol-related crimes
Unmet Need	Reduced juvenile delinquency

Transportation

Personal Need	(All factors exactly tied)
Community Need	Transportation for seniors and people with disabilities
Unmet Need	Transportation for seniors and people with disabilities

Health

Personal Need	Access to dental services
Community Need	(Near uniform distribution for all Health Community factors)
Unmet Need	Availability of doctors and medical facilities

Comments

1	Additional Children & Youth personal needs "Availability of children before- and after-school Programs," "Help for abused and neglected children and their families," and "Support for children living in poverty"
2	"Programs for HIV/AIDS" additional important Health unmet need

Ethnicity: Asian	E2	N = 3	0.2% of responses
-------------------------	----	-------	-------------------

Top ranking Ontario County needs based on percentage of responses for this demographic

	Category	Need
#1	Transportation	Availability and convenience of public transportation
#2	Public Safety	Reduced drug- and alcohol-related crimes
#3	Health	Access to dental services
#4	Children & Youth	Availability of children before- and after-school programs
#5	Public Safety	Disaster preparedness

Greatest needs by category for this demographic

Children and Youth

Personal Need	(Insufficient data)
Community Need	(Near uniform distribution for all Children & Youth Community factors)
Unmet Need	Youths in trouble with the law

Education

Personal Need	Availability of pre-school
Community Need	(Near uniform distribution for all Education Community factors)
Unmet Need	Educational opportunities for people 25 and older

Housing

Personal Need	(Insufficient data)
Community Need	(Near uniform distribution for all Housing Community factors)
Unmet Need	(Insufficient data)

Financial Self-Sufficiency

Personal Need	Affordable childcare
Community Need	(Near uniform distribution for all Financial Community factors)
Unmet Need	Assistance for low income households for heat, fuel, and utilities

Economy

Personal Need	(Insufficient data)
Community Need	(Near uniform distribution for all Economy Community factors)
Unmet Need	Availability of jobs

Public Safety

Personal Need	Disaster preparedness
Community Need	(Near uniform distribution for all Public Safety Community factors)
Unmet Need	Reduced drug- and alcohol-related crimes

Transportation

Personal Need	(Insufficient data)
Community Need	(Near uniform distribution for all Transportation Community factors)
Unmet Need	Availability and convenience of public transportation

Health

Personal Need	(Insufficient data)
Community Need	(Near uniform distribution for all Health Community factors)
Unmet Need	Access to dental services

Comments

1	Insufficient sample sizes made data analysis less meaningful
2	Community Needs were selected for almost all factors across the study

Ethnicity: Caucasian	E3	N = 1,160	90.1% of responses
-----------------------------	----	-----------	--------------------

Top ranking Ontario County needs based on percentage of responses for this demographic

	Category	Need
#1	Economy	Attracting new businesses / keeping current businesses
#2	Economy	Availability of jobs
#3	Transportation	Availability and convenience of public transportation
#4	Housing	Availability of safe, affordable housing
#5	Financial Self-sufficiency	Assistance for low income households for heat, fuel, and utilities

Greatest needs by category for this demographic

Children and Youth

Personal Need	Availability of children before- and after-school programs
Community Need	Help for abused and neglected children and their families
Unmet Need	Support for children living in poverty

Education

Personal Need	Educational opportunities for people 25 and older
Community Need	Educational opportunities for people 25 and older
Unmet Need	Educational opportunities for people 25 and older

Housing

Personal Need	Availability of safe, affordable housing
Community Need	Availability of safe, affordable housing
Unmet Need	Availability of safe, affordable housing

Financial Self-Sufficiency

Personal Need	Assistance for low income households for heat, fuel, and utilities
Community Need	Assistance for low income households for heat, fuel, and utilities
Unmet Need	Assistance for low income households for heat, fuel, and utilities

Economy

Personal Need	Availability of jobs
Community Need	Attracting new businesses / keeping current businesses
Unmet Need	Attracting new businesses / keeping current businesses

Public Safety

Personal Need	Disaster preparedness
Community Need	Reduced drug- and alcohol-related crimes
Unmet Need	Reduced drug- and alcohol-related crimes

Transportation

Personal Need	Availability and convenience of public transportation
Community Need	Transportation for seniors and people with disabilities
Unmet Need	Availability and convenience of public transportation

Health

Personal Need	Availability of doctors and medical facilities
Community Need	Programs for obesity and overweight
Unmet Need	Accessibility of health insurance

Comments

1	“Reduced juvenile delinquency” additional Public Safety community need
2	“Access to dental services” nearly equally important Health personal need

Ethnicity: Hispanic / Latino	E4	N = 38	3.0% of responses
-------------------------------------	----	--------	-------------------

Top ranking Ontario County needs based on percentage of responses for this demographic

	Category	Need
#1	Economy	Availability of jobs
#2	Transportation	Availability and convenience of public transportation
#3	Housing	Availability of safe, affordable housing
#4	Financial Self-Sufficiency	Assistance for low income households for heat, fuel, and utilities
#5	Health	Access to dental services

Greatest needs by category for this demographic

Children and Youth

Personal Need	Support for children in single-parent households
Community Need	Support for children in single-parent households
Unmet Need	Youths in trouble with the law

Education

Personal Need	High school graduation rates
Community Need	Availability of pre-school
Unmet Need	High school graduation rates

Housing

Personal Need	Availability of safe, affordable housing
Community Need	Safe homes for women in crisis
Unmet Need	Availability of safe, affordable housing

Financial Self-Sufficiency

Personal Need	Assistance for low income households for heat, fuel, and utilities
Community Need	Affordable childcare
Unmet Need	Assistance for low income households for adequate food

Economy

Personal Need	Availability of jobs
Community Need	Attracting new businesses / keeping current businesses
Unmet Need	Availability of jobs

Public Safety

Personal Need	Reduced violent crimes
Community Need	Reduced domestic violence
Unmet Need	Reduced juvenile delinquency

Transportation

Personal Need	Availability and convenience of public transportation
Community Need	Means of transportation to work
Unmet Need	Availability and convenience of public transportation

Health

Personal Need	Access to dental services
Community Need	Access to dental services
Unmet Need	Access to dental services

Comments

1	“Availability of children before- and after-school programs” also ranked high for Children & Youth
2	“Reduced juvenile delinquency” additional important Public Safety community need
3	Broad-based nominations throughout Health community needs

Ethnicity: Native American	E5	N = 12	0.9% of responses
-----------------------------------	----	--------	-------------------

Top ranking Ontario County needs based on percentage of responses for this demographic

	Category	Need
#1	Financial Self-Sufficiency	Assistance for low income households for heat, fuel, and utilities
#2	Economy	Attracting new businesses / keeping current businesses
#3	Public Safety	Reduced drug- and alcohol-related crimes
#4	Health	Availability of doctors and medical facilities
#5	Public Safety	Reduced domestic violence

Greatest needs by category for this demographic

Children and Youth

Personal Need	(Near uniform distribution for all Children & Youth Personal factors)
Community Need	(Near uniform distribution for all Children & Youth Community factors)
Unmet Need	(Near uniform distribution for all Children & Youth Unmet factors)

Education

Personal Need	Educational opportunities for people 25 and older
Community Need	(Near uniform distribution for all Education Community factors)
Unmet Need	Educational opportunities for people 25 and older

Housing

Personal Need	Home owner assistance
Community Need	Safe homes for women in crisis
Unmet Need	Safe homes for women in crisis

Financial Self-Sufficiency

Personal Need	(Near uniform distribution for all Financial Personal factors)
Community Need	Assistance for low income households for heat, fuel, and utilities
Unmet Need	Assistance for low income households for heat, fuel, and utilities

Economy

Personal Need	(Near uniform distribution for all Economy Personal factors)
Community Need	Attracting new businesses / keeping current businesses
Unmet Need	Attracting new businesses / keeping current businesses

Public Safety

Personal Need	Reduced violent crimes
Community Need	Reduced drug- and alcohol-related crimes
Unmet Need	Reduced drug- and alcohol-related crimes

Transportation

Personal Need	Availability and convenience of public transportation
Community Need	Availability and convenience of public transportation
Unmet Need	Transportation for seniors and people with disabilities

Health

Personal Need	Availability of doctors and medical facilities
Community Need	Medicaid eligibility assistance
Unmet Need	Availability of doctors and medical facilities

Comments

1	“Reduced domestic violence” ranked equally high for Public Safety community and unmet needs

HOUSEHOLD INCOME

Household Income: Less than \$15,000	H1	N = 264	21.5% of responses
---	----	---------	--------------------

Top ranking Ontario County needs based on percentage of responses for this demographic

	Category	Need
#1	Economy	Availability of jobs
#2	Financial Self-Sufficiency	Assistance for low income households for heat, fuel, and utilities
#3	Housing	Availability of safe, affordable housing
#4	Transportation	Availability and convenience of public transportation
#5	Health	Availability of doctors who accept Medicaid / Medicare

Greatest needs by category for this demographic

Children and Youth

Personal Need	Support for children in single-parent households
Community Need	Support for children living in poverty
Unmet Need	Help for abused and neglected children and their families

Education

Personal Need	Educational opportunities for people 25 and older
Community Need	Educational opportunities for people 25 and older
Unmet Need	Educational opportunities for people 25 and older

Housing

Personal Need	Availability of safe, affordable housing
Community Need	Availability of safe, affordable housing
Unmet Need	Availability of safe, affordable housing

Financial Self-Sufficiency

Personal Need	Assistance for low income households for heat, fuel, and utilities
Community Need	Assistance for low income households for adequate food
Unmet Need	Assistance for low income households for heat, fuel, and utilities

Economy

Personal Need	Availability of jobs
Community Need	Availability of jobs
Unmet Need	Availability of jobs

Public Safety

Personal Need	Disaster preparedness
Community Need	Reduced drug- and alcohol-related crimes
Unmet Need	Reduced drug- and alcohol-related crimes

Transportation

Personal Need	Availability and convenience of public transportation
Community Need	Transportation for seniors and people with disabilities
Unmet Need	Availability and convenience of public transportation

Health

Personal Need	Access to dental services
Community Need	Availability of doctors who accept Medicaid / Medicare
Unmet Need	Availability of doctors who accept Medicaid / Medicare

Comments

1	“Assistance for the homeless” also strong Housing need
2	“Reduced juvenile delinquency” equally high community need
3	Broad-base Community needs throughout Health area

Household Income: \$15,001 - \$25,000	H2	N = 167	13.6% of responses
--	----	---------	--------------------

Top ranking Ontario County needs based on percentage of responses for this demographic

	Category	Need
#1	Financial Self-Sufficiency	Assistance for low income households for heat, fuel, and utilities
#2	Economy	Availability of jobs
#3	Housing	Availability of safe, affordable housing
#4	Health	Accessibility of health insurance
#5	Financial Self-Sufficiency	Assistance for low income households for adequate food

Greatest needs by category for this demographic

Children and Youth

Personal Need	Support for children in single-parent households
Community Need	Support for children living in poverty
Unmet Need	Support for children living in poverty

Education

Personal Need	Educational opportunities for people 25 and older
Community Need	Educational opportunities for people 25 and older
Unmet Need	Educational opportunities for people 25 and older

Housing

Personal Need	Availability of safe, affordable housing
Community Need	Availability of safe, affordable housing
Unmet Need	Availability of safe, affordable housing

Financial Self-Sufficiency

Personal Need	Assistance for low income households for heat, fuel, and utilities
Community Need	Assistance for low income households for heat, fuel, and utilities
Unmet Need	Assistance for low income households for heat, fuel, and utilities

Economy

Personal Need	Availability of jobs
Community Need	Availability of jobs
Unmet Need	Availability of jobs

Public Safety

Personal Need	Disaster preparedness
Community Need	Reduced juvenile delinquency
Unmet Need	Reduced drug- and alcohol-related crimes

Transportation

Personal Need	Transportation for seniors and people with disabilities
Community Need	Transportation for seniors and people with disabilities
Unmet Need	Availability and convenience of public transportation

Health

Personal Need	Access to dental services
Community Need	Accessibility of health insurance
Unmet Need	Accessibility of health insurance

Comments

1	“Availability of children before- and after-school programs” strong Children & Youth personal need
2	“Education services for children with special needs” additional Education community need

Top ranking Ontario County needs based on percentage of responses for this demographic

	Category	Need
#1	Economy	Attracting new businesses / keeping current businesses
#2	Economy	Availability of jobs
#3	Transportation	Availability and convenience of public transportation
#4	Housing	Availability of safe, affordable housing
#5	Financial Self-Sufficiency	Assistance for low income households for heat, fuel, and utilities

Greatest needs by category for this demographic

Children and Youth

Personal Need	Availability of children before- and after-school programs
Community Need	Youths in trouble with the law
Unmet Need	Youths in trouble with the law

Education

Personal Need	Educational opportunities for people 25 and older
Community Need	Education services for children with special needs
Unmet Need	Educational opportunities for people 25 and older

Housing

Personal Need	Home owner assistance
Community Need	Availability of safe, affordable housing
Unmet Need	Availability of safe, affordable housing

Financial Self-Sufficiency

Personal Need	Assistance for low income households for heat, fuel, and utilities
Community Need	Assistance for low income households for heat, fuel, and utilities
Unmet Need	Assistance for low income households for heat, fuel, and utilities

Economy

Personal Need	Attracting new businesses / keeping current businesses
Community Need	Attracting new businesses / keeping current businesses
Unmet Need	Attracting new businesses / keeping current businesses

Public Safety

Personal Need	Disaster preparedness
Community Need	Reduced juvenile delinquency
Unmet Need	Reduced drug- and alcohol-related crimes

Transportation

Personal Need	Availability and convenience of public transportation
Community Need	Transportation for seniors and people with disabilities
Unmet Need	Availability and convenience of public transportation

Health

Personal Need	Access to dental services
Community Need	Accessibility of health insurance
Unmet Need	Accessibility of health insurance

Comments

1	“Availability of jobs” additional strong Economy need
2	“Reduced drug- and alcohol-related crimes” additional Public Safety community need

Top ranking Ontario County needs based on percentage of responses for this demographic

	Category	Need
#1	Economy	Attracting new businesses / keeping current businesses
#2	Economy	Availability of jobs
#3	Public Safety	Reduced drug- and alcohol-related crimes
#4	Transportation	Availability and convenience of public transportation
#5	Housing	Availability of safe, affordable housing

Greatest needs by category for this demographic

Children and Youth

Personal Need	Availability of children before- and after-school programs
Community Need	Help for abused and neglected children and their families
Unmet Need	Support for children living in poverty

Education

Personal Need	Educational opportunities for people 25 and older
Community Need	Educational opportunities for people 25 and older
Unmet Need	High school graduation rates

Housing

Personal Need	Home owner assistance
Community Need	Availability of safe, affordable housing
Unmet Need	Availability of safe, affordable housing

Financial Self-Sufficiency

Personal Need	Affordable childcare
Community Need	Assistance for low income households for heat, fuel, and utilities
Unmet Need	Assistance for low income households for heat, fuel, and utilities

Economy

Personal Need	Attracting new businesses / keeping current businesses
Community Need	Attracting new businesses / keeping current businesses
Unmet Need	Attracting new businesses / keeping current businesses

Public Safety

Personal Need	Disaster preparedness
Community Need	Reduced drug- and alcohol-related crimes
Unmet Need	Reduced drug- and alcohol-related crimes

Transportation

Personal Need	Availability and convenience of public transportation
Community Need	Transportation for seniors and people with disabilities
Unmet Need	Availability and convenience of public transportation

Health

Personal Need	Availability of doctors and medical facilities
Community Need	Accessibility of health insurance
Unmet Need	Accessibility of health insurance

Comments

1	“Earned income tax credit participation” equally high Financial Self-Sufficiency personal need
2	“Programs for obesity and overweight” additional important Health community need

Household Income: \$75,001 - \$100,000	H5	N = 146	11.9% of responses
---	----	---------	--------------------

Top ranking Ontario County needs based on percentage of responses for this demographic

	Category	Need
#1	Economy	Attracting new businesses / keeping current businesses
#2	Economy	Availability of jobs
#3	Transportation	Availability and convenience of public transportation
#4	Public Safety	Reduced drug- and alcohol-related crimes
#5	Financial Self-Sufficiency	Affordable childcare

Greatest needs by category for this demographic

Children and Youth

Personal Need	Availability of children before- and after-school programs
Community Need	Help for abused and neglected children and their families
Unmet Need	Support for children living in poverty

Education

Personal Need	Educational opportunities for people 25 and older
Community Need	Availability of pre-school
Unmet Need	Educational opportunities for people 25 and older

Housing

Personal Need	Home owner assistance
Community Need	Safe homes for women in crisis
Unmet Need	Availability of safe, affordable housing

Financial Self-Sufficiency

Personal Need	Affordable childcare
Community Need	Affordable childcare
Unmet Need	Affordable childcare

Economy

Personal Need	Attracting new businesses / keeping current businesses
Community Need	Attracting new businesses / keeping current businesses
Unmet Need	Attracting new businesses / keeping current businesses

Public Safety

Personal Need	Disaster preparedness
Community Need	Reduced drug- and alcohol-related crimes
Unmet Need	Reduced drug- and alcohol-related crimes

Transportation

Personal Need	Availability and convenience of public transportation
Community Need	Availability and convenience of public transportation
Unmet Need	Availability and convenience of public transportation

Health

Personal Need	Availability of doctors and medical facilities
Community Need	Accessibility of health insurance
Unmet Need	Accessibility of health insurance

Comments

1	Broad-base health concerns including "Programs for obesity and overweight," "Programs for children's mental health," "Programs for adult mental health," and "Support for caregivers"

Household Income: Over \$100,000	H6	N = 140	11.4% of responses
---	----	---------	--------------------

Top ranking Ontario County needs based on percentage of responses for this demographic

	Category	Need
#1	Economy	Attracting new businesses / keeping current businesses
#2	Economy	Availability of jobs
#3	Transportation	Availability and convenience of public transportation
#4	Public Safety	Reduced drug- and alcohol-related crimes
#5	Financial Self-Sufficiency	Affordable childcare

Greatest needs by category for this demographic

Children and Youth

Personal Need	Availability of children before- and after-school programs
Community Need	Help for abused and neglected children and their families
Unmet Need	Support for children living in poverty

Education

Personal Need	Educational opportunities for people 25 and older
Community Need	Availability of pre-school
Unmet Need	Availability of pre-school

Housing

Personal Need	Home owner assistance
Community Need	Safe homes for women in crisis
Unmet Need	Availability of safe, affordable housing

Financial Self-Sufficiency

Personal Need	Affordable childcare
Community Need	Affordable childcare
Unmet Need	Assistance for low income households for heat, fuel, and utilities

Economy

Personal Need	Attracting new businesses / keeping current businesses
Community Need	Attracting new businesses / keeping current businesses
Unmet Need	Attracting new businesses / keeping current businesses

Public Safety

Personal Need	Disaster preparedness
Community Need	Reduced drug- and alcohol-related crimes
Unmet Need	Reduced drug- and alcohol-related crimes

Transportation

Personal Need	Availability and convenience of public transportation
Community Need	Availability and convenience of public transportation
Unmet Need	Availability and convenience of public transportation

Health

Personal Need	Availability of doctors and medical facilities
Community Need	Programs for obesity and overweight
Unmet Need	Accessibility of health insurance

Comments

1	Profile almost identical to Household Income \$75,001 - \$100,000 subgroup
2	"Reduced domestic violence" equally important Public Safety community need

EMPLOYMENT

Employment: Employed Full-Time	J1	N = 697	52.7% of responses
---------------------------------------	----	---------	--------------------

Top ranking Ontario County needs based on percentage of responses for this demographic

	Category	Need
#1	Economy	Attracting new businesses / keeping current businesses
#2	Economy	Availability of jobs
#3	Housing	Availability of safe, affordable housing
#4	Transportation	Availability and convenience of public transportation
#5	Public Safety	Reduced drug- and alcohol-related crimes

Greatest needs by category for this demographic

Children and Youth

Personal Need	Availability of children before- and after-school programs
Community Need	Help for abused and neglected children and their families
Unmet Need	Youths in trouble with the law

Education

Personal Need	Educational opportunities for people 25 and older
Community Need	Educational opportunities for people 25 and older
Unmet Need	Educational opportunities for people 25 and older

Housing

Personal Need	Availability of safe, affordable housing
Community Need	Availability of safe, affordable housing
Unmet Need	Availability of safe, affordable housing

Financial Self-Sufficiency

Personal Need	Assistance for low income households for heat, fuel, and utilities
Community Need	Assistance for low income households for heat, fuel, and utilities
Unmet Need	Assistance for low income households for heat, fuel, and utilities

Economy

Personal Need	Attracting new businesses / keeping current businesses
Community Need	Attracting new businesses / keeping current businesses
Unmet Need	Attracting new businesses / keeping current businesses

Public Safety

Personal Need	Disaster preparedness
Community Need	Reduced drug- and alcohol-related crimes
Unmet Need	Reduced drug- and alcohol-related crimes

Transportation

Personal Need	Availability and convenience of public transportation
Community Need	Availability and convenience of public transportation
Unmet Need	Availability and convenience of public transportation

Health

Personal Need	Availability of doctors and medical facilities
Community Need	Accessibility of health insurance
Unmet Need	Accessibility of health insurance

Comments

1	"Youths in trouble with the law" equally important Children & Youth community need
2	"Affordable childcare" equally important Financial Self-Sufficiency community need

Top ranking Ontario County needs based on percentage of responses for this demographic

	Category	Need
#1	Economy	Availability of jobs
#2	Economy	Attracting new businesses / keeping current businesses
#3	Health	Accessibility of health insurance
#4	Transportation	Availability and convenience of public transportation
#5	Financial Self-Sufficiency	Assistance for low income households for heat, fuel, and utilities

Greatest needs by category for this demographic

Children and Youth

Personal Need	Availability of children before- and after-school programs
Community Need	Youths in trouble with the law
Unmet Need	Support for children living in poverty

Education

Personal Need	Educational opportunities for people 25 and older
Community Need	High school graduation rates
Unmet Need	Educational opportunities for people 25 and older

Housing

Personal Need	Home owner assistance
Community Need	Availability of safe, affordable housing
Unmet Need	Availability of safe, affordable housing

Financial Self-Sufficiency

Personal Need	Assistance for low income households for heat, fuel, and utilities
Community Need	Assistance for low income households for heat, fuel, and utilities
Unmet Need	Assistance for low income households for heat, fuel, and utilities

Economy

Personal Need	Availability of jobs
Community Need	Attracting new businesses / keeping current businesses
Unmet Need	Attracting new businesses / keeping current businesses

Public Safety

Personal Need	Disaster preparedness
Community Need	Reduced drug- and alcohol-related crimes
Unmet Need	Reduced drug- and alcohol-related crimes

Transportation

Personal Need	Availability and convenience of public transportation
Community Need	Availability and convenience of public transportation
Unmet Need	Availability and convenience of public transportation

Health

Personal Need	Accessibility of health insurance
Community Need	Accessibility of health insurance
Unmet Need	Accessibility of health insurance

Comments

1	“Help for abused and neglected children and their families” also Children & Youth community need

Employment: Retired	J3	N = 176	13.3% of responses
----------------------------	----	---------	--------------------

Top ranking Ontario County needs based on percentage of responses for this demographic

	Category	Need
#1	Transportation	Transportation for seniors and people with disabilities
#2	Economy	Attracting new businesses / keeping current businesses
#3	Financial Self-Sufficiency	Assistance for low income households for heat, fuel, and utilities
#4	Transportation	Availability and convenience of public transportation
#5	Housing	Seniors/disabled/youth/mentally disabled specialty housing

Greatest needs by category for this demographic

Children and Youth

Personal Need	Support for children living in poverty
Community Need	Support for children living in poverty
Unmet Need	Help for abused and neglected children and their families

Education

Personal Need	Educational opportunities for people 25 and older
Community Need	Education services for children with special needs
Unmet Need	High school graduation rates

Housing

Personal Need	Seniors/disabled/youth/mentally disabled specialty housing
Community Need	Availability of safe, affordable housing
Unmet Need	Seniors/disabled/youth/mentally disabled specialty housing

Financial Self-Sufficiency

Personal Need	Assistance for low income households for heat, fuel, and utilities
Community Need	Assistance for low income households for heat, fuel, and utilities
Unmet Need	Assistance for low income households for heat, fuel, and utilities

Economy

Personal Need	Attracting new businesses / keeping current businesses
Community Need	Attracting new businesses / keeping current businesses
Unmet Need	Attracting new businesses / keeping current businesses

Public Safety

Personal Need	Disaster preparedness
Community Need	Reduced drug- and alcohol-related crimes
Unmet Need	Reduced drug- and alcohol-related crimes

Transportation

Personal Need	Transportation for seniors and people with disabilities
Community Need	Transportation for seniors and people with disabilities
Unmet Need	Transportation for seniors and people with disabilities

Health

Personal Need	Availability of doctors who accept Medicaid / Medicare
Community Need	Programs for Alzheimer's and memory loss
Unmet Need	Availability of doctors and medical facilities

Comments

1	"Accessibility of health insurance" equally important Health unmet need

Employment: Student	J4	N = 31	2.3% of responses
----------------------------	----	--------	-------------------

Top ranking Ontario County needs based on percentage of responses for this demographic

	Category	Need
#1	Economy	Availability of jobs
#2	Financial Self-Sufficiency	Assistance for low income households for heat, fuel, and utilities
#3	Housing	Availability of safe, affordable housing
#4	Transportation	Availability and convenience of public transportation
#5	Children & Youth	Support for children in single-parent households

Greatest needs by category for this demographic

Children and Youth

Personal Need	Support for children in single-parent households
Community Need	Support for children in single-parent households
Unmet Need	Youths in trouble with the law

Education

Personal Need	High school graduation rates
Community Need	High school graduation rates
Unmet Need	Improved school attendance

Housing

Personal Need	Availability of safe, affordable housing
Community Need	Seniors/disabled/youth/mentally disabled specialty housing
Unmet Need	Availability of safe, affordable housing

Financial Self-Sufficiency

Personal Need	Assistance for low income households for heat, fuel, and utilities
Community Need	Emergency food
Unmet Need	Assistance for low income households for heat, fuel, and utilities

Economy

Personal Need	Availability of jobs
Community Need	Attracting new businesses / keeping current businesses
Unmet Need	Availability of jobs

Public Safety

Personal Need	Disaster preparedness
Community Need	Reduced drug- and alcohol-related crimes
Unmet Need	Reduced drug- and alcohol-related crimes

Transportation

Personal Need	Availability and convenience of public transportation
Community Need	Transportation for seniors and people with disabilities
Unmet Need	Availability and convenience of public transportation

Health

Personal Need	Access to dental services
Community Need	Alcohol and substance abuse prevention and intervention
Unmet Need	Programs for cancer

Comments

1	Broad-based concern for most Children & Youth community needs
2	Similar inclusive concern for many Health community and unmet needs

Top ranking Ontario County needs based on percentage of responses for this demographic

	Category	Need
#1	Economy	Availability of jobs
#2	Housing	Availability of safe, affordable housing
#3	Financial Self-Sufficiency	Assistance for low income households for heat, fuel, and utilities
#4	Health	Access to dental services
#5	Economy	Attracting new businesses / keeping current businesses

Greatest needs by category for this demographic

Children and Youth

Personal Need	Support for children in single-parent households
Community Need	Support for children living in poverty
Unmet Need	Availability of children before- and after-school programs

Education

Personal Need	Educational opportunities for people 25 and older
Community Need	Educational opportunities for people 25 and older
Unmet Need	Education services for children with special needs

Housing

Personal Need	Availability of safe, affordable housing
Community Need	Availability of safe, affordable housing
Unmet Need	Availability of safe, affordable housing

Financial Self-Sufficiency

Personal Need	Assistance for low income households for heat, fuel, and utilities
Community Need	Assistance for low income households for heat, fuel, and utilities
Unmet Need	Assistance for low income households for heat, fuel, and utilities

Economy

Personal Need	Availability of jobs
Community Need	Availability of jobs
Unmet Need	Availability of jobs

Public Safety

Personal Need	Reduced drug- and alcohol-related crimes
Community Need	Reduced drug- and alcohol-related crimes
Unmet Need	Reduced juvenile delinquency

Transportation

Personal Need	Transportation for seniors and people with disabilities
Community Need	Transportation for seniors and people with disabilities
Unmet Need	Availability and convenience of public transportation

Health

Personal Need	Access to dental services
Community Need	Access to dental services
Unmet Need	Programs for children's mental health

Comments

1	"Programs for obesity and overweight" additional Health community concern

Top ranking Ontario County needs based on percentage of responses for this demographic

	Category	Need
#1	Economy	Availability of jobs
#2	Economy	Attracting new businesses / keeping current businesses
#3	Financial Self-Sufficiency	Assistance for low income households for heat, fuel, and utilities
#4	Housing	Availability of safe, affordable housing
#5	Transportation	Means of transportation to work

Greatest needs by category for this demographic

Children and Youth

Personal Need	Support for children in single-parent households
Community Need	Support for children living in poverty
Unmet Need	Support for children living in poverty

Education

Personal Need	Educational opportunities for people 25 and older
Community Need	Education services for children with special needs
Unmet Need	Educational opportunities for people 25 and older

Housing

Personal Need	Availability of safe, affordable housing
Community Need	Emergency housing
Unmet Need	Availability of safe, affordable housing

Financial Self-Sufficiency

Personal Need	Assistance for low income households for heat, fuel, and utilities
Community Need	Affordable childcare
Unmet Need	Assistance for low income households for heat, fuel, and utilities

Economy

Personal Need	Availability of jobs
Community Need	Attracting new businesses / keeping current businesses
Unmet Need	Availability of jobs

Public Safety

Personal Need	Reduced drug- and alcohol-related crimes
Community Need	Reduced juvenile delinquency
Unmet Need	Reduced drug- and alcohol-related crimes

Transportation

Personal Need	Means of transportation to work
Community Need	Availability and convenience of public transportation
Unmet Need	Availability and convenience of public transportation

Health

Personal Need	Access to dental services
Community Need	Access to dental services
Unmet Need	Availability of doctors who accept Medicaid / Medicare

Comments

1	“Safe homes for women in crisis” equally important Housing community need
2	“Disaster preparedness” additional important Public Safety personal need

Top ranking Ontario County needs based on percentage of responses for this demographic

	Category	Need
#1	Financial Self-Sufficiency	Assistance for low income households for heat, fuel, and utilities
#2	Transportation	Transportation for seniors and people with disabilities
#3	Financial Self-Sufficiency	Assistance for low income households for adequate food
#4	Transportation	Availability and convenience of public transportation
#5	Health	Availability of doctors who accept Medicaid / Medicare

Greatest needs by category for this demographic

Children and Youth

Personal Need	Support for children in single-parent households
Community Need	Youths in trouble with the law
Unmet Need	Help for abused and neglected children and their families

Education

Personal Need	Educational opportunities for people 25 and older
Community Need	Educational opportunities for people 25 and older
Unmet Need	High school graduation rates

Housing

Personal Need	Availability of safe, affordable housing
Community Need	Emergency housing
Unmet Need	Availability of safe, affordable housing

Financial Self-Sufficiency

Personal Need	Assistance for low income households for adequate food
Community Need	Assistance for low income households for adequate food
Unmet Need	Assistance for low income households for heat, fuel, and utilities

Economy

Personal Need	Availability of jobs
Community Need	Availability of jobs
Unmet Need	Availability of jobs

Public Safety

Personal Need	(Near uniform distribution for all Public Safety Community factors)
Community Need	(Near uniform distribution for all Public Safety Community factors)
Unmet Need	Reduced domestic violence

Transportation

Personal Need	Availability and convenience of public transportation
Community Need	Transportation for seniors and people with disabilities
Unmet Need	Transportation for seniors and people with disabilities

Health

Personal Need	Access to dental services
Community Need	Availability of doctors who accept Medicaid / Medicare
Unmet Need	Availability of doctors who accept Medicaid / Medicare

Comments

1	Broad-based concern for many Health community issues, including “Programs for cancer,” “Programs for obesity and overweight,” and “Programs for lung disease and asthma”

Top ranking Ontario County needs based on percentage of responses for this demographic

	Category	Need
#1	Economy	Attracting new businesses / keeping current businesses
#2	Public Safety	Reduced drug- and alcohol-related crimes
#3	Health	Availability of doctors and medical facilities
#4	Education	Education services for children with special needs
#5	Transportation	Transportation for seniors and people with disabilities

Greatest needs by category for this demographic

Children and Youth

Personal Need	Childhood lead poisoning
Community Need	Help for abused and neglected children and their families
Unmet Need	Support for children living in poverty

Education

Personal Need	Education services for children with special needs
Community Need	Education services for children with special needs
Unmet Need	Education services for children with special needs

Housing

Personal Need	Home owner assistance
Community Need	Safe homes for women in crisis
Unmet Need	Availability of safe, affordable housing

Financial Self-Sufficiency

Personal Need	Assistance for low income households for adequate food
Community Need	Assisting people with disabilities to return to work
Unmet Need	Assistance for low income households for heat, fuel, and utilities

Economy

Personal Need	Attracting new businesses / keeping current businesses
Community Need	Attracting new businesses / keeping current businesses
Unmet Need	Attracting new businesses / keeping current businesses

Public Safety

Personal Need	Reduced property crimes
Community Need	Reduced drug- and alcohol-related crimes
Unmet Need	Reduced drug- and alcohol-related crimes

Transportation

Personal Need	(Uniform distribution for all Transportation Personal factors)
Community Need	Transportation for seniors and people with disabilities
Unmet Need	Availability and convenience of public transportation

Health

Personal Need	Availability of doctors and medical facilities
Community Need	Support for caregivers
Unmet Need	Availability of doctors and medical facilities

Comments

1	"Reduced violent crimes" additional Public Safety personal need

MARITAL STATUS

Marital Status: Single	M1	N = 244	18.6% of responses
-------------------------------	----	---------	--------------------

Top ranking Ontario County needs based on percentage of responses for this demographic

	Category	Need
#1	Economy	Availability of jobs
#2	Housing	Availability of safe, affordable housing
#3	Financial Self-Sufficiency	Assistance for low income households for heat, fuel, and utilities
#4	Economy	Attracting new businesses / keeping current businesses
#5	Transportation	Availability and convenience of public transportation

Greatest needs by category for this demographic

Children and Youth

Personal Need	Support for children in single-parent households
Community Need	Support for children living in poverty
Unmet Need	Youths in trouble with the law

Education

Personal Need	Educational opportunities for people 25 and older
Community Need	Education services for children with special needs
Unmet Need	Educational opportunities for people 25 and older

Housing

Personal Need	Availability of safe, affordable housing
Community Need	Availability of safe, affordable housing
Unmet Need	Availability of safe, affordable housing

Financial Self-Sufficiency

Personal Need	Assistance for low income households for heat, fuel, and utilities
Community Need	Assistance for low income households for heat, fuel, and utilities
Unmet Need	Assistance for low income households for heat, fuel, and utilities

Economy

Personal Need	Availability of jobs
Community Need	Attracting new businesses / keeping current businesses
Unmet Need	Availability of jobs

Public Safety

Personal Need	Disaster preparedness
Community Need	Reduced juvenile delinquency
Unmet Need	Reduced drug- and alcohol-related crimes

Transportation

Personal Need	Availability and convenience of public transportation
Community Need	Transportation for seniors and people with disabilities
Unmet Need	Availability and convenience of public transportation

Health

Personal Need	Access to dental services
Community Need	Programs for obesity and overweight
Unmet Need	Accessibility of health insurance

Comments

1	"Affordable childcare" equally important Financial Self-Sufficiency community need

Marital Status: Married	M2	N = 700	53.4% of responses
--------------------------------	----	---------	--------------------

Top ranking Ontario County needs based on percentage of responses for this demographic

	Category	Need
#1	Economy	Attracting new businesses / keeping current businesses
#2	Economy	Availability of jobs
#3	Transportation	Availability and convenience of public transportation
#4	Public Safety	Reduced drug- and alcohol-related crimes
#5	Financial Self-Sufficiency	Assistance for low income households for heat, fuel, and utilities

Greatest needs by category for this demographic

Children and Youth

Personal Need	Availability of children before- and after-school programs
Community Need	Help for abused and neglected children and their families
Unmet Need	Support for children living in poverty

Education

Personal Need	Educational opportunities for people 25 and older
Community Need	Educational opportunities for people 25 and older
Unmet Need	High school graduation rates

Housing

Personal Need	Home owner assistance
Community Need	Availability of safe, affordable housing
Unmet Need	Availability of safe, affordable housing

Financial Self-Sufficiency

Personal Need	Affordable childcare
Community Need	Assistance for low income households for heat, fuel, and utilities
Unmet Need	Assistance for low income households for heat, fuel, and utilities

Economy

Personal Need	Attracting new businesses / keeping current businesses
Community Need	Attracting new businesses / keeping current businesses
Unmet Need	Attracting new businesses / keeping current businesses

Public Safety

Personal Need	Disaster preparedness
Community Need	Reduced drug- and alcohol-related crimes
Unmet Need	Reduced drug- and alcohol-related crimes

Transportation

Personal Need	Availability and convenience of public transportation
Community Need	Availability and convenience of public transportation
Unmet Need	Availability and convenience of public transportation

Health

Personal Need	Availability of doctors and medical facilities
Community Need	Accessibility of health insurance
Unmet Need	Accessibility of health insurance

Comments

1	"Programs for obesity and overweight" additional important Health community need

Marital Status: Divorced	M3	N = 153	11.7% of responses
---------------------------------	----	---------	--------------------

Top ranking Ontario County needs based on percentage of responses for this demographic

	Category	Need
#1	Economy	Attracting new businesses / keeping current businesses
#2	Economy	Availability of jobs
#3	Financial Self-Sufficiency	Assistance for low income households for heat, fuel, and utilities
#4	Housing	Availability of safe, affordable housing
#5	Public Safety	Reduced drug- and alcohol-related crimes

Greatest needs by category for this demographic

Children and Youth

Personal Need	Support for children in single-parent households
Community Need	Help for abused and neglected children and their families
Unmet Need	Youths in trouble with the law

Education

Personal Need	Educational opportunities for people 25 and older
Community Need	Educational opportunities for people 25 and older
Unmet Need	Educational opportunities for people 25 and older

Housing

Personal Need	Availability of safe, affordable housing
Community Need	Availability of safe, affordable housing
Unmet Need	Availability of safe, affordable housing

Financial Self-Sufficiency

Personal Need	Assistance for low income households for heat, fuel, and utilities
Community Need	Assistance for low income households for heat, fuel, and utilities
Unmet Need	Assistance for low income households for heat, fuel, and utilities

Economy

Personal Need	Availability of jobs
Community Need	Attracting new businesses / keeping current businesses
Unmet Need	Attracting new businesses / keeping current businesses

Public Safety

Personal Need	Disaster preparedness
Community Need	Reduced drug- and alcohol-related crimes
Unmet Need	Reduced drug- and alcohol-related crimes

Transportation

Personal Need	Availability and convenience of public transportation
Community Need	Transportation for seniors and people with disabilities
Unmet Need	Availability and convenience of public transportation

Health

Personal Need	Access to dental services
Community Need	Availability of doctors who accept Medicaid / Medicare
Unmet Need	Availability of doctors who accept Medicaid / Medicare

Comments

1	“Youths in trouble with the law” equally important Children & Youth community need
2	“Education services for children with special needs” additional Education unmet need
3	“Assistance for low income households for adequate food” equally important Financial unmet need

Top ranking Ontario County needs based on percentage of responses for this demographic

	Category	Need
#1	Economy	Availability of jobs
#2	Financial Self-Sufficiency	Assistance for low income households for heat, fuel, and utilities
#3	Housing	Availability of safe, affordable housing
#4	Transportation	Availability and convenience of public transportation
#5	Financial Self-Sufficiency	Assistance for low income households for adequate food

Greatest needs by category for this demographic

Children and Youth

Personal Need	Support for children in single-parent households
Community Need	Support for children in single-parent households
Unmet Need	Support for children in single-parent households

Education

Personal Need	Educational opportunities for people 25 and older
Community Need	Educational opportunities for people 25 and older
Unmet Need	Educational opportunities for people 25 and older

Housing

Personal Need	Availability of safe, affordable housing
Community Need	Emergency housing
Unmet Need	Availability of safe, affordable housing

Financial Self-Sufficiency

Personal Need	Assistance for low income households for adequate food
Community Need	Assistance for low income households for heat, fuel, and utilities
Unmet Need	Assistance for low income households for heat, fuel, and utilities

Economy

Personal Need	Availability of jobs
Community Need	Availability of jobs
Unmet Need	Availability of jobs

Public Safety

Personal Need	(Near uniform distribution for most Public Safety Personal factors)
Community Need	Reduced domestic violence
Unmet Need	Reduced domestic violence

Transportation

Personal Need	Availability and convenience of public transportation
Community Need	Availability and convenience of public transportation
Unmet Need	Availability and convenience of public transportation

Health

Personal Need	Access to dental services
Community Need	Accessibility of health insurance
Unmet Need	Accessibility of health insurance

Comments

1	“Legal assistance” additional important Financial personal need
2	“Programs for children’s mental health” important across all categories of Health needs

Marital Status: Widowed	M5	N = 107	8.2% of responses
--------------------------------	----	---------	-------------------

Top ranking Ontario County needs based on percentage of responses for this demographic

	Category	Need
#1	Transportation	Transportation for seniors and people with disabilities
#2	Economy	Attracting new businesses / keeping current businesses
#3	Financial Self-Sufficiency	Assistance for low income households for heat, fuel, and utilities
#4	Transportation	Availability and convenience of public transportation
#5	Economy	Availability of jobs

Greatest needs by category for this demographic

Children and Youth

Personal Need	Support for children living in poverty
Community Need	Support for children living in poverty
Unmet Need	Support for children living in poverty

Education

Personal Need	Educational opportunities for people 25 and older
Community Need	Education services for children with special needs
Unmet Need	Educational opportunities for people 25 and older

Housing

Personal Need	Seniors/disabled/youth/mentally disabled specialty housing
Community Need	Availability of safe, affordable housing
Unmet Need	Seniors/disabled/youth/mentally disabled specialty housing

Financial Self-Sufficiency

Personal Need	Assistance for low income households for heat, fuel, and utilities
Community Need	Assistance for low income households for heat, fuel, and utilities
Unmet Need	Assistance for low income households for heat, fuel, and utilities

Economy

Personal Need	Availability of jobs
Community Need	Attracting new businesses / keeping current businesses
Unmet Need	Attracting new businesses / keeping current businesses

Public Safety

Personal Need	Disaster preparedness
Community Need	Reduced drug- and alcohol-related crimes
Unmet Need	Reduced drug- and alcohol-related crimes

Transportation

Personal Need	Transportation for seniors and people with disabilities
Community Need	Transportation for seniors and people with disabilities
Unmet Need	Transportation for seniors and people with disabilities

Health

Personal Need	Availability of doctors who accept Medicaid / Medicare
Community Need	Hospice or end of life services
Unmet Need	Accessibility of health insurance

Comments

1	“Availability of doctors who accept Medicaid / Medicare” equally important Health community need

Marital Status: Unmarried couple	M6	N = 52	4.0% of responses
---	----	--------	-------------------

Top ranking Ontario County needs based on percentage of responses for this demographic

	Category	Need
#1	Economy	Availability of jobs
#2	Housing	Availability of safe, affordable housing
#3	Financial Self-Sufficiency	Assistance for low income households for heat, fuel, and utilities
#4	Economy	Attracting new businesses / keeping current businesses
#5	Health	Accessibility of health insurance

Greatest needs by category for this demographic

Children and Youth

Personal Need	Support for children living in poverty
Community Need	Availability of parenting skills education
Unmet Need	Availability of parenting skills education

Education

Personal Need	Educational opportunities for people 25 and older
Community Need	Educational opportunities for people 25 and older
Unmet Need	Availability of pre-school

Housing

Personal Need	Availability of safe, affordable housing
Community Need	Availability of safe, affordable housing
Unmet Need	Availability of safe, affordable housing

Financial Self-Sufficiency

Personal Need	Assistance for low income households for heat, fuel, and utilities
Community Need	Assistance for low income households for adequate food
Unmet Need	Assistance for low income households for heat, fuel, and utilities

Economy

Personal Need	Availability of jobs
Community Need	Availability of jobs
Unmet Need	Availability of jobs

Public Safety

Personal Need	Reduced property crimes
Community Need	Reduced drug- and alcohol-related crimes
Unmet Need	Reduced drug- and alcohol-related crimes

Transportation

Personal Need	Availability and convenience of public transportation
Community Need	Availability and convenience of public transportation
Unmet Need	Availability and convenience of public transportation

Health

Personal Need	Access to dental services
Community Need	Accessibility of health insurance
Unmet Need	Accessibility of health insurance

Comments

1	“Youths in trouble with the law” equally important Children & Youth community need
2	“Support for children living in poverty” equally important Children & Youth unmet need
3	“Attracting new businesses / keeping current businesses” additional Financial community need

ADDITIONAL COMMENTS

17% of respondents submitted additional comments and suggestions. Some took the opportunity to voice general comments, complaints, and suggestions about the community in a wide range of thoughts.

The most frequent topics included the environment, county growth and expansion, areas of health and medical facilities, and a dominant theme of taxation.

The complete, unabridged list is provided under separate cover.